



RADIUS TABLES A versatile collection of occasional tables, Radius can be arranged in endless configurations to create table groupings of any size. Fully configurable to meet the needs of a variety of seating, creating custom table solutions is a simple task.

RADIUS™ TABLES

DESIGN **ALYSSA COLETTI**

- A versatile group of tables that can be arranged to intersect and overlap, creating custom configurations
- Lightweight and mobile, tables can be easily rearranged to suit changing needs
- Fixed tops rest securely on sturdy steel legs
- Suitable for use with a variety of seating, Radius creatively combines functional and display space
- Pairs well with many of BDI's media collections



1730 SQUARE COFFEE TABLE
with SATIN-ETCHED GLASS TOP

Dimensions 13H x 22 x 22 in
33H x 56 x 56 cm
Weight 19 lb | 9 kg



1732 RECTANGULAR COFFEE TABLE
with WOOD PANEL TOP

Dimensions 17.75H x 20 x 40 in
45H x 51 x 102 cm
Weight 22.5 lb | 10 kg




1733 RECTANGULAR END TABLE
with CERAMIC TOP

Dimensions 20.25H x 12 x 26 in
52H x 31 x 66 cm
Weight 13.5 lb | 6 kg



1736 ROUND END TABLE
with CERAMIC TOP

Dimensions 20.25H x 18 in
52H x 46 cm
Weight 10.5 lb | 5 kg



1730 Square Coffee in Black, 1732 Rectangle Coffee in Toasted Walnut, and 1736 Round End in Ferrous finish



Models 1730, 1732, and 1733




Models 1730, 1732, and 1736

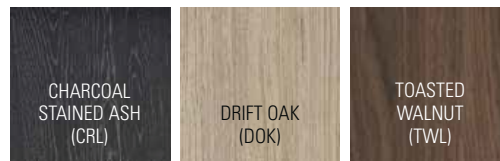


Models 1730, 1732, 1733 and 1736

GLASS FINISHES



WOOD FINISHES



CERAMIC FINISHES





1730 Square Coffee in Black, 1732 Rectangle Coffee in Toasted Walnut, and 1736 Round End in Ferrous finish



1730 Square Coffee in Taupe, 1732 Rectangle Coffee in Charcoal, and 1733 Rectangular End in Concreta finish