



Photo Credit : Arching Interior Design

Castle Pendant Cone



CASTLE desires to challenge your every perception of texture and lighting. As a material, concrete is exceptionally energy efficient compared to that of metal or glass. By using concrete as main material of the lampshade, the CASTLE has responsibly kept in tune with concepts of green living.

It comes with multiple choices in pendants, and wall lamps for outdoor usage (IP65).

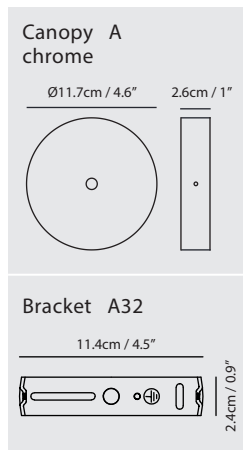
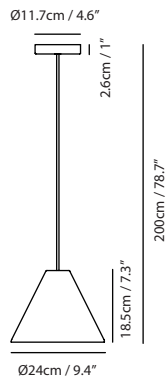
By Chen, Chao Cheng 陳昭成



concrete gray



concrete gray



Castle Pendant Cone

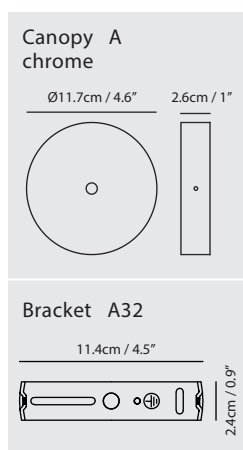
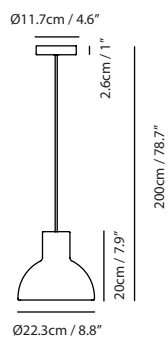
Model
SQ-185CP

Material
concrete, aluminum

Light Source
E26 1 x Max 77W

Weight
2.5kg / 5.5lb

Color
● concrete gray



Castle Pendant Bell

Model
SQ-3164CP

Material
concrete, aluminum

Light Source
E26 1 x Max 77W

Weight
2.5kg / 5.5lb

Color
● concrete gray