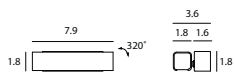


MUMU 目木

By Kuo, Keng Dian, 2015



Designer Dian has been mastering the artistry of woodworking for years. He's always had an appreciation towards the organic nature the material exhibits. In the MUMU pendant, he utilizes the coolness of metal married with an LED light source, and counter-balances this with the warmth of the wood on both ends of the pendant. The MUMU is available in two versions: Matt White with Beech and Matt Black with Walnut.



MUMU Wall
SLD-3981W
LED 5.7W (3000K, CRI 90, 400lm)
Shade rotatable
built-in non-dimmable driver

Materials : aluminum, wood
Color : matt black + walnut (wood cap)
/ matt white + beech (wood cap)



Mumu Pendant 120

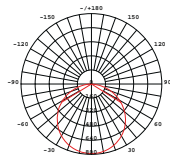
MUMU | 79



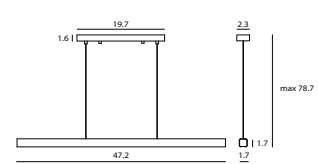
matt black



matt white

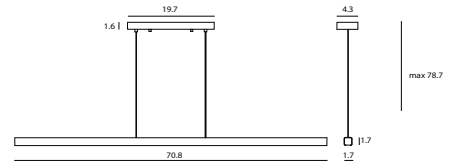


MUMU P
UNF.Cd
AVERAGE BEAM ANGLE(S) 110 DE G



MUMU Pendant
SLD-3981P
LED 32W (3000K, CRI 90, 2150lm)
Built-in dimmable driver
Black PVC wire

Materials : aluminum, wood
Color : matt black + walnut (wood cap)
matt white + beech (wood cap)
Canopy : same as shade color



MUMU Pendant XL
SLD-3981PL
LED 48W (3000K, CRI 90, 3800lm)
Built-in dimmable driver
Black PVC wire

Materials : aluminum, wood
Color : matt black + walnut (wood cap)
matt white + beech (wood cap)
Canopy : same as shade color