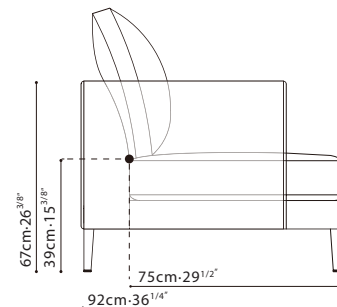




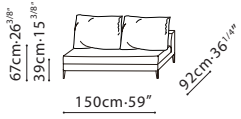
NOTTING / FRAME: Constructed in solid birch wood frame, paired with cross-woven elastic webbing. Frame is covered with polyurethane foam and fabric lining. CUSHIONS: Seat cushions consist of high-resilient polyurethane foam, topped with compartmented feather down and polyester fiber. Back cushions consists of channeled feather down and polyester fiber padding with high-resilient polyurethane foam center insert. Throw cushion, C81D0104, is filled with feather down. All cushions have hidden zipper closing. LEGS: Steel legs are finished in black metallic paint and capped with plastic glides. UPHOLSTERY: Fabric, (removable via Velcro), or leather.

Sofa Connectors INCLUDED

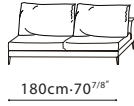


FABRIC VERSION

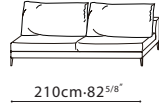
C01D0101



C01D0102



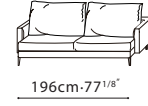
C01D0103



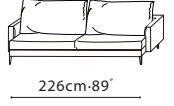
C01D0104



C01D0105



C01D0106



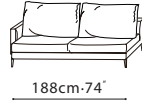
C01D0107



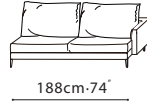
C01D0108



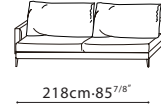
C01D0109



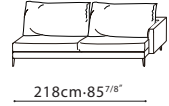
C01D0110



C01D0111



C01D0112



C01D0113



C01D0114



C01D0115



C01D0116



C01D0117



C81D0104

