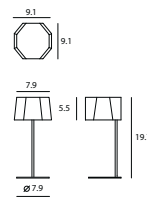




ZHE 柘

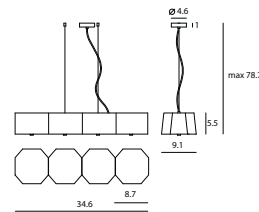
By Li, Hui Lun, 2011

ZHE is inspired by a wood from the Orient that is as hard as rock. The metal lampshade is meticulously and painlessly hand welded to resemble a cluster of rocks together. The wooden stoppers under each frosted diffuser not only introduce the warm elements of wood, but functionally it softens up the overall light source. ZHE exemplifies illumination on a grand scale.



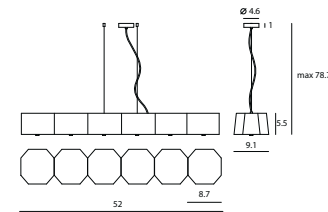
Zhe Table
SQ-2322MD
E26 1 x Max 60W
Red textile cord

Materials : steel
Color : matt black



Zhe Pendant 4
SQ-2322MPL4
E26 4 x Max 100W
Black textile wire

Materials : steel, glass, wood
Color : matt black / matt white
Canopy : same as shade color



Zhe Pendant 6
SQ-2322MPL6
E26 6 x Max 100W
Black textile wire

Materials : steel, glass, wood
Color : matt black / matt white
Canopy : same as shade color



matt black



matt white