

COFFEE TABLES

STANDARD FEATURES

- Hard wood frame covered in leather.
- Glass top.
- Chrome metal base or painted metal base.

CARATTERISTICHE STANDARD

- Struttura in legno rivestita in pelle.
- Ripiano in vetro.
- Base in metallo cromato o verniciato.

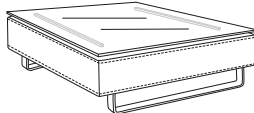
NOTES

- Dimensions: the first figure shows sizes in centimeters, the second in inches.

NOTE

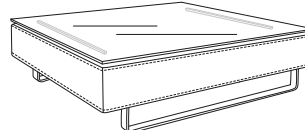
- Dimensioni: la prima cifra indica i centimetri, la seconda cifra indica i pollici.

T55
fox



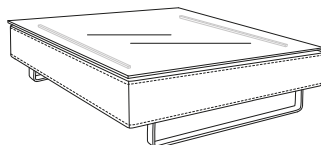
80 x 80 x H. 35
31" x 31" x H. 14"

T56
fox



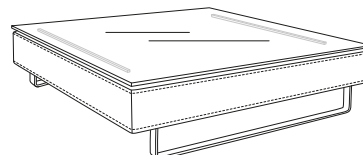
80 x 120 x H. 35
31" x 47" x H. 14"

T57
fox



100 x 100 x H. 35
39" x 39" x H. 14"

T58
fox



100 x 140 x H. 35
39" x 55" x H. 14"



COFFEE TABLES

T49
moon



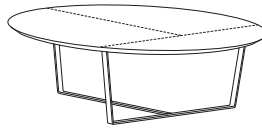
Ø 55 x H. 35
Ø 22" x H. 14"

T50
moon



Ø 45 x H. 45
Ø 18" x H. 18"

T51
moon



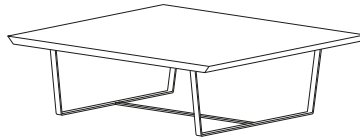
Ø 100 x H. 32
Ø 39" x H. 13"

T59
moon



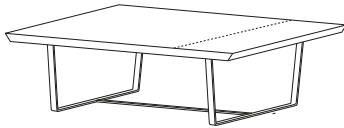
48 x 48 x H. 45
19" x 19" x H. 18"

T60
moon



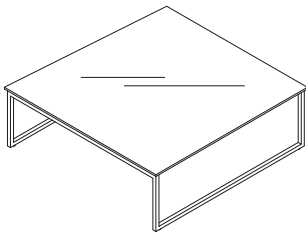
100 x 100 x H. 32
39" x 39" x H. 13"

T61
moon



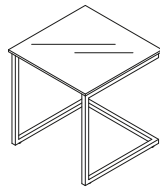
140 x 80 x H. 32
55" x 31" x H. 13"

T62



100 x 100 x H. 34
39" x 39" x H. 13"

T63



45 x 45 x H. 48
18" x 18" x H. 19"

STANDARD FEATURES

- Wood top covered in leather.
- Painted metal base.

CARATTERISTICHE STANDARD

- Ripiano in legno rivestito in pelle.
- Base in metallo verniciato.

NOTES

- Dimensions: the first figure shows sizes in centimeters, the second in inches.

NOTE

- Dimensioni: la prima cifra indica i centimetri, la seconda cifra indica i pollici.

STANDARD FEATURES

- Smoked glass top.
- Painted metal base.

CARATTERISTICHE STANDARD

- Ripiano in vetro fumè.
- Base in metallo verniciato.

NOTES

- Dimensions: the first figure shows sizes in centimeters, the second in inches.
- Marble top available on up-charge.

NOTE

- Dimensioni: la prima cifra indica i centimetri, la seconda cifra indica i pollici.
- Ripiano in marmo con supplemento.

COFFEE TABLES

STANDARD FEATURES

- Marble top Emperador Dark.
- Dark chrome metal base.

CARATTERISTICHE STANDARD

- Ripiano in marmo Emperador Dark.
- Base in metallo cromato nero.

NOTES

- Dimensions: the first figure shows sizes in centimeters, the second in inches.
- Marble top available on up-charge:
Palissandro blu nuvolato
Palissandro fiorito

NOTE

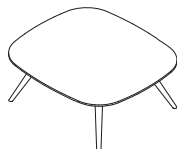
- Dimensioni: la prima cifra indica i centimetri, la seconda cifra indica i pollici.
- Ripiano in marmo con supplemento:
Palissandro blu nuvolato
Palissandro fiorito

T66



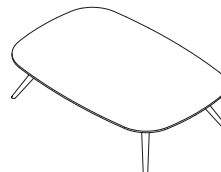
56 x 53 x H. 45
22" x 21" x H. 18"

T67




90 x 80 x H. 34
35" x 31" x H. 13"

T68



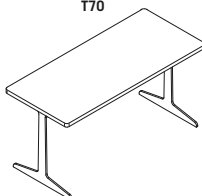
120 x 80 x H. 29
47" x 31" x H. 11"

T69



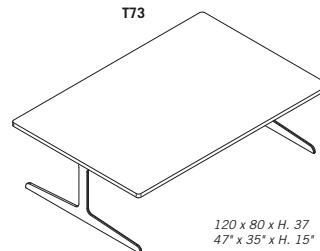
70 x 40 x H. 38
28" x 16" x H. 15"

T70



90 x 40 x H. 45
35" x 16" x H. 18"

T73



120 x 80 x H. 37
47" x 35" x H. 15"

T83



56 x 53 x H. 49
22" x 21" x H. 19"