

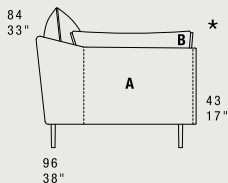
# NEW YORK

## STANDARD FEATURES

- Hard wood frame, seat suspensions in reinforced elastic webbing.
- Seat depth 61 cm - 24".
- Seat height 43 cm - 17".
- Armrest width 25 cm - 10".
- Armrest height 70 cm - 28".
- Seat cushions in polyurethane covered with wadding.
- Back cushions in polyurethane covered with feather.
- Armrest cushions in polyurethane covered with feather.
- Metal legs height 14 cm - 7", available in all customizing finishes.
- Folding bed not available.
- All corner elements include one C0113 throw pillow free of charge.
- Stitching CUC 522 with detail in leather or gros grain.

## CARATTERISTICHE STANDARD

- Struttura in legno e multistrato, molleggio seduta con cinghie elastiche.
- Profondità seduta 61 cm.
- Altezza seduta 43 cm.
- Larghezza braccio 25 cm.
- Altezza braccio 70 cm.
- Cuscini seduta in poliuretano rivestiti in falda.
- Cuscini schienale in poliuretano con materassina in piuma.
- Cuscini braccio in poliuretano con materassina in piuma.
- Piedi in metallo altezza 14 cm, disponibili in tutte le finiture.
- Inserimento letto non possibile.
- Gli elementi con angolo hanno il cuscino volante C0113 compreso nel prezzo.
- Cucitura CUC 522 con dettaglio in pelle o gros grain.



## NOTES

- Dimensions: the first figure shows sizes in centimeters, the second in inches.
- Mixing above groups (X-J) will create sectionals with different seat widths.
- Corner pieces S/D01 and E20 are odd pieces and can be used with all above groups X - J.
- Suggested pillows C0113 and C0116.
- Suggested headrest PG016.
- Stitching styles 500 and 500C are not recommended.

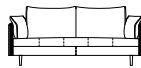
## NOTE

- Dimensioni: la prima cifra indica i centimetri, la seconda cifra indica i pollici.
- Utilizzando elementi di famiglie diverse (X-J) si avranno composizioni con sedute di larghezza diverse tra di loro.
- Gli elementi S/D01 e E20 possono essere utilizzati indifferentemente con i gruppi X-J.
- Cuscini consigliati C0113 e C0116.
- Poggiatesta consigliato PG016.
- Le cuciture 500 e 500C non sono consigliate.

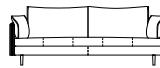
**PNO**  
115 / 45"



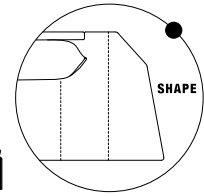
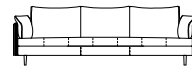
**D2**  
190 / 75"



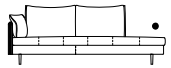
**D3**  
220 / 87"



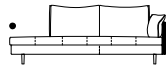
**D3M**  
260 / 102"



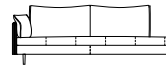
**S43**  
225 / 89"



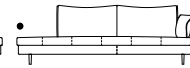
**D43**  
225 / 89"



**S44**  
255 / 100"



**D44**  
255 / 100"



**X**

all items in group X have the same seat width / tutti gli elementi del gruppo X hanno lo stesso modulo di seduta

**E22**  
70 / 28"



**E24**  
140 / 55"



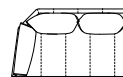
**S23**  
95 / 37"



**D23**  
95 / 37"



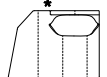
**S21**  
165 / 65"



**D21**  
165 / 65"



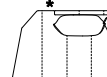
**S25**  
130 / 51"



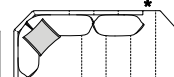
**D25**  
130 / 51"



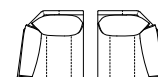
**S38**  
245 / 96"



**D38**  
245 / 96"



**S29**  
95 / 37"



**D29**  
95 / 37"



DEPTH 150 / 59"

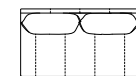
**J**

all items in group J have the same seat width / tutti gli elementi del gruppo J hanno lo stesso modulo di seduta

**E11**  
85 / 33"



**E15**  
170 / 67"



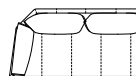
**S13**  
110 / 43"



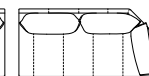
**D13**  
110 / 43"



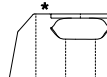
**S03**  
195 / 77"



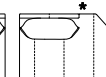
**D03**  
195 / 77"



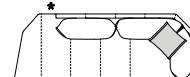
**S17**  
145 / 57"



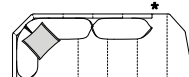
**D17**  
145 / 57"



**S05**  
260 / 102"



**D05**  
260 / 102"



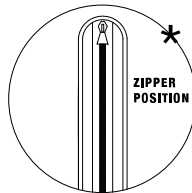
**S31**  
110 / 43"



**D31**  
110 / 43"



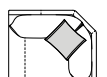
DEPTH 150 / 59"



**ZIPPER POSITION**

THE ZIPPER IS ON THE ARM FRONT AND ON THE EXTERNAL TERMINALS OF THE SECTIONAL

**S01**  
115X96 / 45X38"



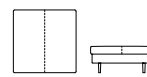
**D01**  
115X96 / 45X38"



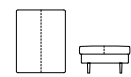
**E20**  
115X115 / 45X45"



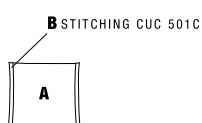
**EV4**  
90X90XH.43 / 35X35XH.17"



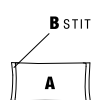
**EV2**  
70X90XH.43 / 28X35XH.17"



**C0113** SUGGESTED PILLOW  
50X50 / 20X20"

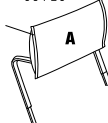


**C0116** SUGGESTED LUMBAR PILLOW  
65X30 / 26X12"



**PG016** SUGGESTED HEADREST

65 / 26" 12 / 5"  
26 / 10"



**DETAIL CUC 522**

