

# SAKS


## STANDARD FEATURES

- Hard wood frame, seat suspensions in reinforced elastic webbing.
- Seat depth 63 cm - 25".
- Seat height 43 cm - 17".
- Armrest width 27 cm - 11".
- Armrest height 55 cm - 22".
- Seat cushions in polyurethane covered with feather.
- Back cushions in polyurethane covered with wadding.
- Armrest cushion in polyurethane covered with wadding.
- Metal legs height 18 cm - 7" available in all Gamma customizing finishes.
- Folding bed not available.
- Back cushions lift up with air spring mechanism max height 92 cm - 36" (E20 corner included)
- Back cushions of corner elements in S/D01, S/D04 and S/D05 cannot be lifted.
- All corner elements include one C0106 throw pillow free of charge.
- Special stitching CUC 514.

## CARATTERISTICHE STANDARD

- Struttura in legno e multistrato, molleggio seduta con cinghie elastiche.
- Profondità seduta 63 cm.
- Altezza seduta 43 cm.
- Larghezza braccio 27 cm.
- Altezza braccio 55 cm.
- Cuscini seduta in poliuretano con materassina in piuma.
- Cuscini schienale in poliuretano rivestiti in falda.
- Cuscini braccio in poliuretano rivestiti in falda.
- Piedi in metallo altezza 18 cm, disponibili in tutte le finiture Gamma
- Inserimento letto non possibile.
- Gli schienali si possono alzare grazie a un meccanismo con molla a gas, altezza massima 92 cm (compreso l'angolo E20)
- I cuscini schienali negli elementi angolari di S/D01, S/D04 e S/D05 hanno schienale fisso.
- Gli elementi con angolo hanno il cuscino volante C0106 compreso nel prezzo.
- Cucitura speciale CUC 514.

82-92  
32"-36"



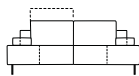
## NOTES

- Dimensions: the first figure shows sizes in centimeters, the second in inches.
- Mixing above groups (Y - J) will create sectionals with different seat widths.
- Corner pieces S/D01 and E20 are odd pieces and can be used with all above groups Y - J.
- Suggested pillows C0105 and C0106.
- Included C0106 pillow is matching the same leather as the supported back frame.

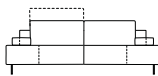
## NOTE

- Dimensioni: la prima cifra indica i centimetri, la seconda cifra indica i pollici.
- Utilizzando elementi di famiglie diverse (Y - J) si avranno composizioni con sedute di larghezza diverse tra di loro.
- Gli elementi S/D01 e E20 possono essere utilizzati indifferentemente con i gruppi Y - J.
- Cuscini consigliati C0105 e C0106.
- Cuscino C0106 incluso prevede lo stesso rivestimento della scocca posteriore di supporto.

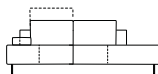
**D2M**  
216 / 85"



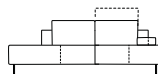
**D3**  
246 / 97"



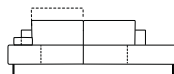
**S43**  
228 / 90"



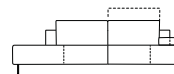
**D43**  
228 / 90"



**S44**  
258 / 102"

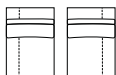


**D44**  
258 / 102"

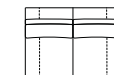


## Y all items in group Y have the same seat width / tutti gli elementi del gruppo Y hanno lo stesso modulo di seduta

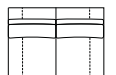
**S10**  
75 / 30" 75 / 30"



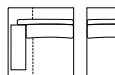
**D10**  
75 / 30" 75 / 30"



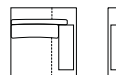
**E14**  
150 / 59"



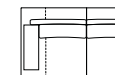
**S12**  
108 / 43"



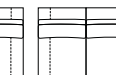
**D12**  
108 / 43"



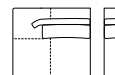
**S02**  
183 / 72"



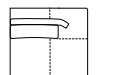
**D02**  
183 / 72"



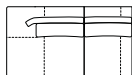
**S16**  
120 / 47"



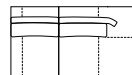
**D16**  
120 / 47"



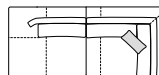
**S18**  
195 / 77"



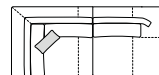
**D18**  
195 / 77"



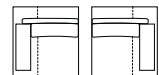
**S04**  
248 / 98"



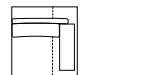
**D04**  
248 / 98"



**S30**  
108 / 43"



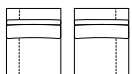
**D30**  
108 / 43"



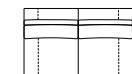
DEPTH 165 / 65"

## J all items in group J have the same seat width / tutti gli elementi del gruppo J hanno lo stesso modulo di seduta

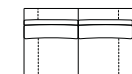
**S11**  
90 / 35" 90 / 35"



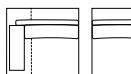
**D11**  
90 / 35" 90 / 35"



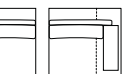
**E15**  
180 / 71"



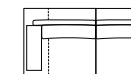
**S13**  
123 / 48"



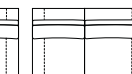
**D13**  
123 / 48"



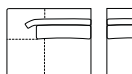
**S03**  
213 / 84"



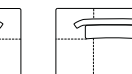
**D03**  
213 / 84"



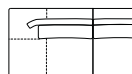
**S17**  
135 / 53"



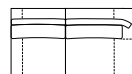
**D17**  
135 / 53"



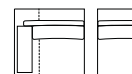
**S19**  
225 / 89"



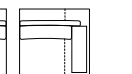
**D19**  
225 / 89"



**S31**  
123 / 48"



**D31**  
123 / 48"

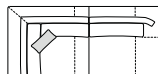


DEPTH 165 / 65"

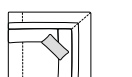
**S05**  
263 / 104"



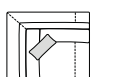
**D05**  
263 / 104"



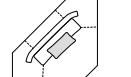
**S01**  
128X108 / 50X43"



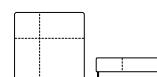
**D01**  
128X108 / 50X43"



**E20**  
128X128 / 50X50"



**EV4**  
108X108XH.43 / 43X43XH.17"



**C0105**  
SUGGESTED PILLOW  
50X50 / 20X20"



**C0106**  
SUGGESTED LUMBAR PILLOW  
65X30 / 26X12"

