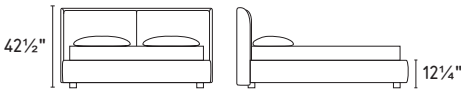


Dolly

design by DLSM



CS6086



With the D foot height increases by 2 3/4"

This item can be ordered only via e-mail

Technical specifications
see page 63



NOTE: For beds upholstered with customer's own material, please contact the Sales Department.

NOTES

1.

In the fabric version: headboard cushions and bedframe with fully removable covers
2.

In the Bedford version: headboard with non-removable cover, bedframe with removable cover and cushions not available
3.

Headboard back fully finished in fabric
4.

Choice of gas-lift system with the storage bed
5.


Option of choosing a different fabric for the cushions. If the chosen fabrics are of different categories the price of the higher category will apply
6.

Option of adjusting the height of the wooden slat system on which the mattress rests for the fixed beds with no mechanism
7.

For the storage bed, the wooden slat system-lift mechanism is in heavy-duty powder-coated steel and works with a gas-lift spring system
8.

Wooden slat system always included, when ordering please specify the chosen option


AVAILABLE FOOT TYPES



A
Wood


H 2 3/8"

Matt black P15



B
Wood


Smoke P12



C
Wood

Matt black P15
Smoke P12
Canaletto Walnut P1GW

H 2 3/8"



D
Metal

Matt black P15

NOTE: The prices are for feet A – B – C, there is a surcharge for foot D.



inches
↔ 70½
↗ 90⅛
↕ 42½

DTBQ0X3

QUEEN-SIZE BED FOR A 60¼x79⅞" WOODEN SLAT SYSTEM



inches
↔ 70½
↗ 90⅛
↕ 42½

DTMQB0X3

QUEEN-SIZE BED FOR A 60¼x79⅞" WOODEN SLAT SYSTEM WITH A SCISSOR-LIFT MECHANISM



inches
↔ 70½
↗ 90⅛
↕ 42½

DTMQEX3

QUEEN-SIZE BED FOR A 60¼x79⅞" WOODEN SLAT SYSTEM WITH AN ELEVATED HORIZONTAL MECHANISM



inches
↔ 86¼
↗ 90⅛
↕ 42½

DTBK0X3

KING-SIZE BED FOR A 76x79⅞" WOODEN SLAT SYSTEM



inches
↔ 86¼
↗ 90⅛
↕ 42½

DTMKB0X3

KING-SIZE BED FOR A 76x79⅞" WOODEN SLAT SYSTEM WITH A SCISSOR-LIFT MECHANISM



inches
↔ 86¼
↗ 90⅛
↕ 42½

DTMKEX3

KING-SIZE BED FOR A 76x79⅞" WOODEN SLAT SYSTEM WITH AN ELEVATED HORIZONTAL MECHANISM

1. Solid wood
2. Chipboard panels frame
3. Headboard Polyurethane foam D.25
4. Bedframe Polyurethane foam D.30
5. Cover in velveteen and synthetic fiber
6. Cover
7. Wooden slat system
8. Feet

