

INTERVAL™

BDI

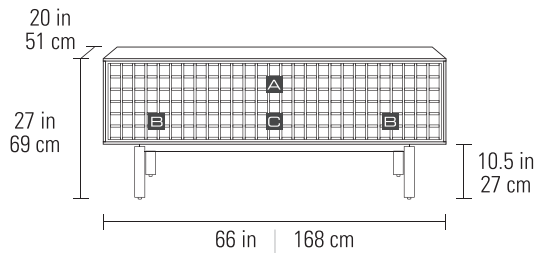


INTERVAL™

DESIGN AL GLASS + MATTHEW WEATHERLY

7247 66" MEDIA + STORAGE CABINET

Recommended TV Size	up to 75"
Dimensions	27H x 66 x 20 in 69H x 168 x 51 cm
Component Capacity	6-9
Number of Adjustable Shelves	1
Adjustable Shelf Increments	1.25 in 32 mm; 4 positions
Base Height	10.5 in 27 cm
Top Shelf Capacity	150 lbs 68 kg
Weight	160 lbs 73 kg



A Top Compartment / Soundbar Shelf*

Dimensions	6H x 62.75 x 7 in 15H x 159.5 x 17.5 cm
------------	--

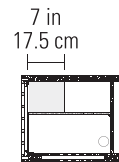
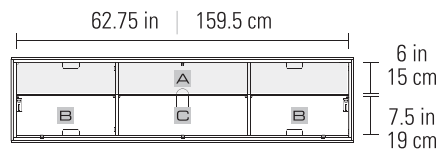
B Side Compartments

Dimensions	14H x 18 x 16 in 35.5H x 47 x 40.5 cm
Shelf Capacity	50 lbs 11.5 kg

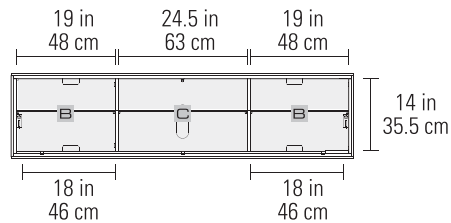
C Center Compartment**

Dimensions	14H x 15.5 x 15.5 in 35.5H x 63 x 40 cm
Shelf Capacity	50 lbs 11.5 kg

WITH SOUNDBAR*



WITHOUT SOUNDBAR**



A full-width shelf provides space for soundbars of any size. Integrated cable channels keep wires organized and accessible. Interval 7249 shown

Hidden behind meticulously handcrafted doors, Interval conceals a host of integrated features to support a complete home theater system. The collection's unique doors feature half-lap jointed hardwood backed with fabric-covered perforated metal, keeping contents out of sight. While a striking design detail, this also provides ventilation and acoustic transparency, allowing the sound from an enclosed soundbar to pass through.



Interval's door opens with a simple push for access to contents



A cable-glide system assists when opening and closing the cabinet's door



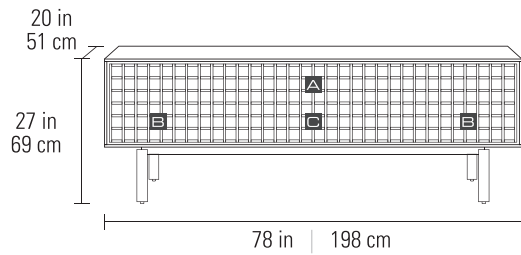
Interval 7247 & 7249 feature removable rear side panels for easy access to cables and connections



The center shelf on models 7247 & 7249 can be lowered or removed to accommodate speakers up to 14 in | 35.5 cm in height

7249 78" MEDIA + STORAGE CABINET

Recommended TV Size	up to 85"
Dimensions	27H x 78 x 20 in 69H x 198 x 51 cm
Component Capacity	8–12
Number of Adjustable Shelves	1
Adjustable Shelf Increments	1.25 in 32 mm; 4 positions
Base Height	10.5 in 27 cm
Top Shelf Capacity	150 lbs 68 kg
Weight	182 lbs 83 kg



A Top Shelf / Speaker Compartment*

Dimensions	6H x 74.5 x 7 in 15H x 189.5 x 17.5 cm
------------	---

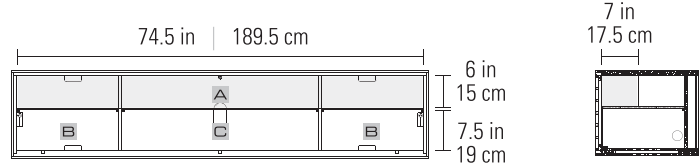
B Side Compartments

Dimensions	14H x 18–19 x 16 in 35.5H x 46–48 x 40.5 cm
Shelf Capacity	25 lbs 5.5 kg

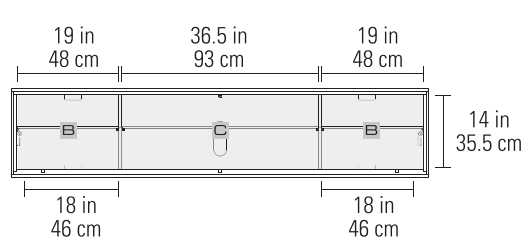
C Center Compartment**

Dimensions	14H x 36.5 x 16 in 35.5H x 93 x 40.5 cm
Shelf Capacity	50 lbs 11.5 kg

WITH SOUNDBAR*



WITHOUT SOUNDBAR**



FEATURES

- Adjustable Shelf
- Cable Management
- Flow-Through Ventilation
- Integrated Levelers
- Precision Hardware
- Removable Back Panel (7247 & 7249)
- TV Safety Strap

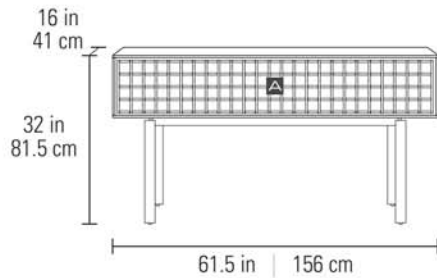
EBONIZED ASH
& NATURAL
WALNUT
(EBO/WL)

NATURAL
WALNUT
(WL)

7246 61" CONSOLE

- The unique height and styling of the console allow for multiple storage applications
- Full-width center shelf adjusts to three positions
- Generous cable routing openings and optional wraps provide wire management behind console

Recommended TV Size	up to 65"
Dimensions	32H x 61.5 x 16 in 81.5H x 156 x 41 cm
Component Capacity	3-6
Number of Adjustable Shelves	1
Adjustable Shelf Increments	1.25 in 32 mm; 3 positions
Base Height	20.25 in 51.5 cm
Top Shelf Capacity	100 lbs 45 kg
Weight	131.5 lbs 60 kg



Compartment

Dimensions	
without Shelf	9H x 58 x 14 in 23.5H x 14.5 x 35.5 cm
with Shelf	4.25H x 58 x 14 in 11H x 14.5 x 35.5 cm
Adjustable Shelf Capacity	50 lbs 23 kg
Bottom Shelf Capacity	100 lbs 45 kg





BDi's products are packaged with recyclable materials. Dimensions, specifications, and availability are subject to change. For current specifications and availability, visit www.bdiusa.com. Listed capacities assume even distribution of weight. BDi's designs are protected by US and international patents, trade dress, and/or copyright laws. "Interval" and BDi are trademarks of Becker Designed Inc. All rights reserved. ©2022, BDi