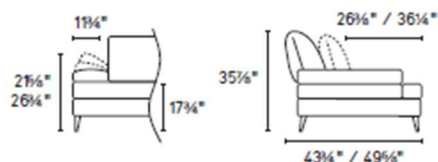


Landa ^{QS}

design by Stefano Spessotto



CS3423



This item can be ordered only via e-mail

Technical specifications
see page 103



FABRIC	Frame	Seat cushions	Backrest cushions	Armrest cushions
Removable	●	●	●	●
Not removable	-	-	-	-

LEATHER / BEDFORD	Frame	Seat cushions	Backrest cushions	Armrest cushions
Removable	-	●	-	-
Not removable	●	-	●	●

QS FINISHES



Feel
S&A Brown



Feel
S&B Cognac

FOOT



Metal

Matt black P15 ^{QS}

H 5 1/2"

NOTES



1. Adjustable backrest in 2 positions with manual mechanism.
2. Adjustable armrest in 3 positions with manual mechanism.
3. Coordinated ottoman available.
4. Clima upholstery not available.





inches
 ↔ 77½
 ↗ 43¾/49½
 ↓ 35½
 ↻ 39,4 ft

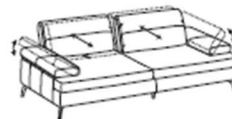
DTD2000
2-ER SOFA

QS



inches
 ↔ 88¼
 ↗ 43¾/49½
 ↓ 35½
 ↻ 42,7 ft

DTD3000
3-ER SOFA



inches
 ↔ 99¼
 ↗ 43¾/49½
 ↓ 35½
 ↻ 45,9 ft

DTD300M
3-ER MAXI SOFA



inches
 ↔ 64¾
 ↗ 43¾/49½
 ↓ 35½
 ↻ 32,8 ft

DTL2000S - DTL2000D
2-ER LATERAL ELEMENT

QS



inches
 ↔ 75¾
 ↗ 43¾/49½
 ↓ 35½
 ↻ 36,1 ft

DTL3000S - DTL3000D
3-ER LATERAL ELEMENT



inches
 ↔ 43¾/49½
 ↗ 94½
 ↓ 35½
 ↻ 29,5 ft

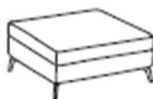
DTL3A00S - DTL3A00D
LATERAL CORNER ELEMENT

QS



inches
 ↔ 44½
 ↗ 75¼/81½
 ↓ 35½
 ↻ 36,1 ft

DTH2000S - DTH2000D
CHAISE LONGUE



inches
 ↔ 43¾
 ↗ 43¾
 ↓ 17¾
 ↻ 13,1 ft

DTU1000
OTTOMAN