




Model Plano · Design by Jens Juul Eilersen


Arm height: 24" · Arm width: 2 3/4" · Total depth (frame): 39 1/4" · Seat depth: 21 1/2" · Seat height: 15 3/4" · Total height (frame): 24"



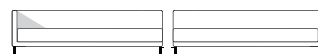
Sofa
90 1/2" x 39 1/4"



Closing section
74 3/4" x 39 1/4"



Sofa
94 1/2" x 39 1/4"



Closing section
78 3/4" x 39 1/4"



Corner section
42 1/2" x 42 1/2"



Closing section
82 3/4" x 39 1/4"



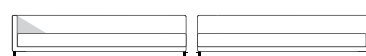
Center section
39 1/4" x 39 1/4"



Closing section
86 1/2" x 39 1/4"



Closing section
55" x 39 1/4"



Closing section
90 1/2" x 39 1/4"



Closing section
59" x 39 1/4"



Closing section
94 1/2" x 39 1/4"



Closing section
63" x 39 1/4"



Chaiselong
39 1/4" x 65"



Closing section
67" x 39 1/4"



Footstool
23 1/2" x 39 1/4"



Closing section
70 3/4" x 39 1/4"


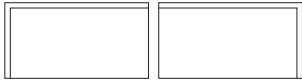















Scale 1:100

All overall dimensions correspond to frame sizes.



Model Plano · Design by Jens Juul Eilersen

Arm height: 24" · Arm width: 2 3/4" · Total depth (frame): 39 1/4" · Seat depth: 21 1/2" · Seat height: 15 3/4" · Total height (frame): 24"

	Sofa 90 1/2" x 39 1/4"		Closing section 74 3/4" x 39 1/4"
	Sofa 94 1/2" x 39 1/4"		Closing section 78 3/4" x 39 1/4"
	Corner section 42 1/2" x 42 1/2"		Closing section 82 3/4" x 39 1/4"
	Center section 39 1/4" x 39 1/4"		Closing section 86 1/2" x 39 1/4"
	Closing section 55" x 39 1/4"		Closing section 90 1/2" x 39 1/4"
	Closing section 59" x 39 1/4"		Closing section 94 1/2" x 39 1/4"
	Closing section 63" x 39 1/4"		Chaiselong 39 1/4" x 65"
	Closing section 67" x 39 1/4"		
	Closing section 70 3/4" x 39 1/4"		Footstool 23 1/2" x 39 1/4"

Scale 1:100

All overall dimensions correspond to frame sizes.



Model Plano · Design by Jens Juul Eilersen

You can now choose to float as you lounge on Plano, the Scandinavian version of a sofa. Light, airy and classical.

For many years fashion has been dominated by big, heavy loungers. We have now developed a calm, light Scandinavian version. The light tone is set by the 6 1/2" high steel legs. The back and armrests also emanate lightness, being only 2 3/4" thick. They are more like folded sheets. Light and slim, but still strong enough to form the base of a comfy lounger. The seats in foam with fibre filling emphasise the soft, clean lines and light floating design. Soft down cushions ensure a cosy expression without heaviness.

You can lounge along or across the Plano. It is extremely functional and flexible, because the shaped foam back cushions can be moved they are available in six different sizes – from 27 1/2" in 4" intervals to 47 1/4". The Plano seats are just as flexible. They are sold in sizes from 55" to 94 1/2", at 4" intervals, in as many as eleven sizes. Plano will fit in anywhere it is perfect for relatively small, cosy Scandinavian-style living rooms. All covers can be taken off and cleaned.

Solid-wood frame, covered with polyurethane foam. Seat base with Nozag springs.

Seat cushion filling consists of a highly elastic polyurethane foam with a wrap of 600 gr. pre compressed fibre fill.

Backsupport consists of a highly elastic polyurethane foam with a wrap of 600 gr. pre compressed fibre fill.

Cushion filling is 100% down and small duck feathers sewn into a ribbed, feather proof cambric casing.

To retain the feather cushion's appearance and shape, regular fluffing-up and airing are recommended.

Plano is available with fabric or leather upholstery.

As for fabric upholstery: Standard delivery has fixed-frame upholstery, and alternatively it is available with removable cover on the frame with a calico cover underneath.

As for leather upholstery: Standard delivery has fixed-frame upholstery without a calico cover underneath.

All cushion covers have zip-closing.

Standard delivery is with 6 1/2" x Ø1", brushed stainless steel, alternative black lacquered (RAL 9004, mat) or white lacquered (RAL 9002, mat) legs in stainless steel

The factory provides a 5 year guarantee, to cover frame, springs and cushion filling. No guarantee is provided for fabric and leather upholstery. Please see special information on selection of fabric and leather on www.eilersen.eu.

All overall dimensions correspond to frame sizes.