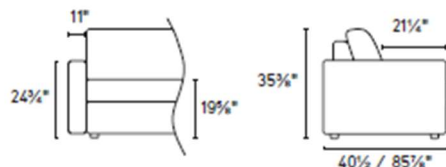


Convert-xl QS

design by Stefano Spessotto



CS3432




This item can be ordered only via e-mail

Technical specifications
see page 101



QS FINISHES



ST9 Cullinan
White
CAT. 5LX

FABRIC

	Frame	Seat cushions	Backrest cushions
Removable	●	●	●
Not removable	-	-	-

CLIMA

	Frame	Seat cushions	Backrest cushions
Removable	-	●	●
Not removable	●	-	-

MATTRESS



STANDARD

D25 Polyurethane foam mattress, with a 100% CO cover.



SUPERIOR - OPTIONAL

D35 Polyurethane foam mattress with 80% CO - 20% PL, removable terry cover.

MECHANISM

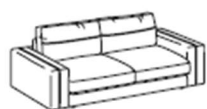


OPTIONAL LIFTING MODE

with wheels that ease the moving of the sofa bed.

NOTES

1. Opening mechanism by backrest rotation and unrolling.
2. Orthopedic wooden slats.
3. Optional lifting mode.
4. Bedford upholstery not available.

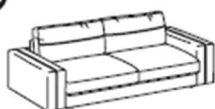


inches
↔ 78
↗ 40½ / 85½
↓ 35½
↻ 36,1 ft

DTD2T00

2-ER SOFA BED
MATTRESS 47¼x78"

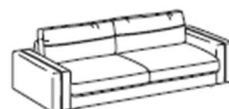
QS



inches
↔ 85½
↗ 40½ / 85½
↓ 35½
↻ 37,1 ft

DTD3T00

3-ER SOFA BED MATTRESS
MATTRESS 55½x78"



inches
↔ 93¼
↗ 40½ / 85½
↓ 35½
↻ 40,4 ft

DTD3T0M

3-ER MAXI SOFA BED
MATTRESS 63x78"



inches
↔ 60¼
↗ 40½ / 85½
↓ 35½
↻ 9,5 ft

DTP1T00

LOUNGE CHAIR BED
MATTRESS 33½x78"