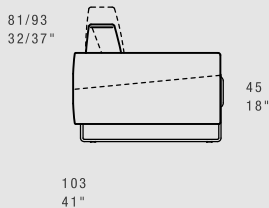


## STANDARD FEATURES

- Hard wood frame, seat suspensions in reinforced elastic webbing.
- Seat depth 53 cm / 21".
- Seat height 45 cm / 18".
- Armrest width 29 cm / 11".
- PNO Armrest width 21 cm / 8".
- Armrest height 61 cm / 24".
- Seat cushions in polyurethane covered with feather.
- Back cushions in polyurethane covered with wadding.
- Metal legs height 12 cm - 11" available in: chrome, dark chrome-titanio, burnished aluminium, burnished copper or painted metal.
- Folding bed not available.
- Back cushions lift up with air spring mechanism (max height 92 cm - 36").
- Back cushions of corner elements S/D01 cannot be lifted.
- Stitching CUC 514.

## STANDARD FEATURES

- Struttura in legno e multistrato, molleggio seduta con cinghie elastiche.
- Profondità seduta 53 cm.
- Altezza seduta 45 cm.
- Larghezza braccio 29 cm.
- Larghezza braccio PNO 21 cm.
- Altezza braccio 61 cm.
- Cuscini seduta in poliuretano con materassina in piuma.
- Cuscini schienale in poliuretano rivestiti in falda.
- Piedi in metallo altezza 12 cm, disponibili in: cromato, cromato nero-titanio, alluminio brunito, rame brunito o metallo verniciato.
- Inserimento letto non possibile.
- Lo schienale si può alzare grazie a un meccanismo con molla a gas (altezza massima 92 cm).
- Gli elementi con angolo S/D01 hanno gli schienali angolari fissi.
- Cucitura speciale CUC 514.



## NOTES

- Dimensions: the first figure shows sizes in centimeters, the second in inches.
- Mixing above groups (X-J) will create sectionals with different seat widths
- Corner pieces S/D01 can be used with all above groups X - J.

## NOTE

- Dimensioni: la prima cifra indica i centimetri, la seconda cifra indica i pollici.
- Utilizzando elementi di famiglie diverse (X - J) si avranno composizioni con sedute di larghezza diverse tra di loro.
- Gli elementi S/D01 possono essere utilizzati indifferentemente con i gruppi X - J.

**PNO**  
110 / 43"



**D2**  
194 / 76"



**D3**  
230 / 91"



**D3M**  
262 / 103"



**SP042**  
220 / 87"



**DP042**  
220 / 87"



**ST042**  
208 / 82"



**DT042**  
208 / 82"



**RIGHT OR LEFT  
GLASS / CERAMIC / MARBLE TABLE**

**SP044**  
256 / 101"



**DP044**  
256 / 101"



**ST044**  
244 / 96"



**DT044**  
244 / 96"



**RIGHT OR LEFT  
GLASS / CERAMIC / MARBLE TABLE**

**X ALL ITEMS IN GROUP X HAVE THE SAME SEAT WIDTH / TUTTI GLI ELEMENTI DEL GRUPPO X HANNO LO STESSO MODULO DI SEDUTA**

**E22**  
68 / 27"



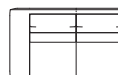
**S23**  
97 / 38"



**D23**  
97 / 38"



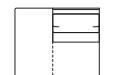
**S21**  
165 / 65"



**D21**  
165 / 65"



**S25**  
123 / 48"



**D25**  
123 / 48"



**ST025**  
68 / 27"



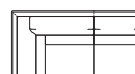
**DT025**  
97 / 38"



**SEX**  
189 / 74"



**DEX**  
189 / 74"



**S29**  
97 / 38"



**D29**  
97 / 38"



**RIGHT OR LEFT  
GLASS / CERAMIC / MARBLE TABLE**

**SP038**  
244 / 96"



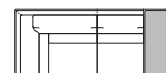
**DP038**  
244 / 96"



**ST038**  
232 / 91"



**DT038**  
232 / 91"



**RIGHT OR LEFT  
GLASS / CERAMIC / MARBLE TABLE**

**J ALL ITEMS IN GROUP J HAVE THE SAME SEAT WIDTH / TUTTI GLI ELEMENTI DEL GRUPPO J HANNO LO STESSO MODULO DI SEDUTA**

**E11**  
86 / 34"



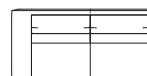
**S13**  
115 / 45"



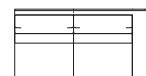
**D13**  
115 / 45"



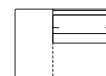
**S03**  
201 / 79"



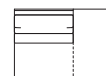
**D03**  
201 / 79"



**S17**  
141 / 56"



**D17**  
141 / 56"



**ST017**  
129 / 51"



**DT017**  
129 / 51"



**S31**  
115 / 45"



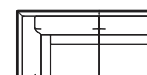
**D31**  
115 / 45"



**SEJ**  
207 / 81"

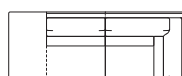


**DEJ**  
207 / 81"

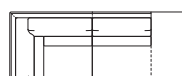


**RIGHT OR LEFT  
GLASS / CERAMIC / MARBLE TABLE**

**SP005**  
262 / 103"



**DP005**  
262 / 103"



**ST005**  
250 / 98"



**DT005**  
250 / 98"



**RIGHT OR LEFT  
GLASS / CERAMIC / MARBLE TABLE**

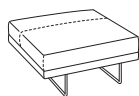
**S01**  
121 / 48"



**D01**  
121 / 48"



**EV4**  
100X100XH45 /  
39X39XH18"



**C0100**  
SUGGESTED PILLOW  
40X40X / 16X16"



STITCHING  
CUC 501B

**T175D COFFEE TABLE**  
80X80XH34 /  
31X31XH13"



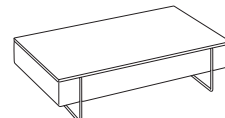
**T176D COFFEE TABLE**  
120X80XH34 /  
47X31XH13"



**T177D COFFEE TABLE**  
100X100XH34 /  
39X39XH13"



**T178D COFFEE TABLE**  
140X100XH34 /  
55X39XH13"



#### STANDARD FEATURES

- Glass top available in: smoke or white (RAL 9003).
- Ceramic top available in: Terra, Antracite, Noir Desir or Ossido Bruno color.
- Base available in: chrome, dark chrome-titanio, burnished aluminium, burnished copper or painted metal.

#### NOTES

- Marble top available in: Emperador Dark, Palissandro Blu Nuvolato, Palissandro Fiorito and Sahara Noir.

#### CARATTERISTICHE STANDARD

- Ripiano in vetro disponibile in: fumè o bianco (RAL 9003).
- Ripiano in ceramica disponibile in: colore Terra, Antracite, Noir Desir o Ossido Bruno.
- Base disponibile in: cromato, cromato nero-titanio, alluminio brunito, rame brunito o metallo verniciato.

#### NOTE

- Ripiano in marmo disponibile in: Emperador Dark, Palissandro Blu Nuvolato, Palissandro Fiorito e Sahara Noir.