

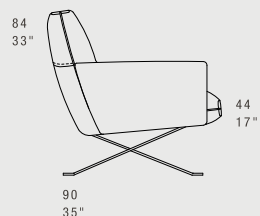
RIALTO

STANDARD FEATURES

- Hard wood frame, seat suspensions in reinforced elastic webbing.
- Seat depth 58 cm - 23".
- Seat height 44 cm - 17".
- Armrest width 15 cm - 6".
- Armrest height 58 cm - 23".
- Seat cushions in polyurethane covered with wadding.
- Back cushions in polyurethane covered with wadding.
- Metal legs height 28 cm - 11" available in all customizing finishes.
- Folding bed not available.
- Stitching CUC 501.

CARATTERISTICHE STANDARD

- Struttura in legno e multistrato, molleggio seduta con cinghie elastiche.
- Profondità seduta 58 cm.
- Altezza seduta 44 cm.
- Larghezza braccio 15 cm.
- Altezza braccio 58 cm.
- Cuscini seduta in poliuretano rivestiti in falda.
- Cuscini schienale in poliuretano rivestiti in falda.
- Piedi in metallo altezza 28 cm, disponibili in tutte le finiture.
- Inserimento letto non possibile.
- Cucitura CUC 501.



NOTES

- Dimensions: the first figure shows sizes in centimeters, the second in inches.
- Suggested tables T170D and T171D.
- Suggested pillows C0100 and C0206.
- The EV2 ottoman is not connectable.
- The legs of elements PNO, E10 and S/D12 are positioned more externally.
- Back lacquered glass top (black or white).
- Ceramic and marble top available in all customizing finishes.
- ATTENTION: WHEN ORDERING INDICATE THE COMPONABILITY.

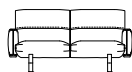
NOTE

- Dimensioni: la prima cifra indica i centimetri, la seconda cifra indica i pollici.
- Tavolini consigliati T170D e T171D.
- Cuscini consigliati C0100 e C0206.
- Il pouf EV2 non è connettabile.
- I piedi degli elementi PNO, E10 e S/D12 sono posizionati più esternamente.
- Ripiano in vetro retrolaccato (nero o bianco).
- Ripiano in ceramica e marmo disponibili in tutte le finiture presenti in collezione.
- ATTENZIONE: INDICARE LA COMPONIBILITÀ IN FASE DI ORDINE.

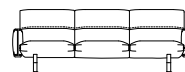
PNO
95 / 37"



D2
166 / 65"



D3
240 / 94"

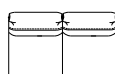


ALL ELEMENTS CAN BE MODULAR OR FREE-STANDING

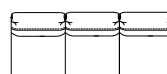
E10
73 / 29"



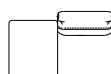
E14
146 / 57"



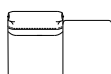
E59
220 / 87"



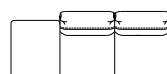
SP016
138 / 54"



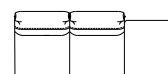
DP016
138 / 54"



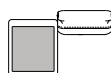
SP018
210 / 83"



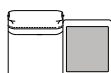
DP018
210 / 83"



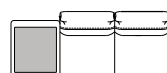
ST016
138 / 54"



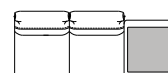
DT016
138 / 54"



ST018
210 / 83"



DT018
210 / 83"



RIGHT OR LEFT
GLASS - CERAMIC / MARBLE TABLE

RIGHT OR LEFT
GLASS - CERAMIC / MARBLE TABLE

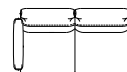
S12
83 / 33"



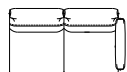
D12
83 / 33"



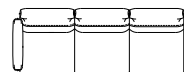
S02
156 / 61"



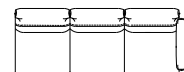
D02
156 / 61"



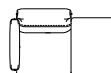
S98
230 / 91"



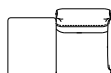
D98
230 / 91"



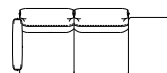
SP103
148 / 58"



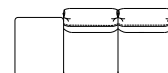
DP103
148 / 58"



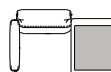
SP043
220 / 87"



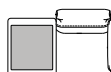
DP043
220 / 87"



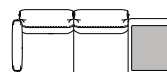
ST103
148 / 58"



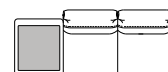
DT103
148 / 58"



ST043
220 / 87"



DT043
220 / 87"



RIGHT OR LEFT
GLASS - CERAMIC / MARBLE TABLE

RIGHT OR LEFT
GLASS - CERAMIC / MARBLE TABLE

EV2
70X60XH.42 / 28X24X17"



C0100
SUGGESTED PILLOW
40X40 / 16X16"



STITCHINGS
CUC 501

C0206
SUGGESTED LUMBAR PILLOW
65X30 / 26X12"

