



Model Bench · Design by Nils Juul Eilersen

Total depth (frame): 40 cm · Seat height: 46 cm



Bench with Ø12 mm buttons
120 x 40 cm



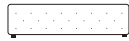
Bench without buttons
120 x 40 cm




Bench with Ø12 mm buttons
140 x 40 cm



Bench without buttons
140 x 40 cm



Bench with Ø12 mm buttons
160 x 40 cm



Bench without buttons
160 x 40 cm



Bench with Ø12 mm buttons
180 x 40 cm



Bench without buttons
180 x 40 cm

Scale 1:100
All overall dimensions correspond to frame sizes.
The drawings are not a detailed expression of how the final furniture appears.



Model Bench · Design by Nils Juul Eilersen

Total depth (frame): 15 3/4" · Seat height: 18"



Bench with Ø0.5" buttons
47 1/4" x 15 3/4"



Bench without buttons
47 1/4" x 15 3/4"



Bench with Ø0.5" buttons
55" x 15 3/4"




Bench without buttons
55" x 15 3/4"



Bench with Ø0.5" buttons
63" x 15 3/4"



Bench without buttons
63" x 15 3/4"



Bench with Ø0.5" buttons
70 3/4" x 15 3/4"



Bench without buttons
70 3/4" x 15 3/4"