

ALIGN™

BDI



ALIGN™

DESIGN **MATTHEW WEATHERLY**

Sleek, streamlined, and downright sexy these consoles are a striking addition to any room. Two base options provide versatility, allowing the cabinet to serve as a full-featured media center or an impressive storage console.

- Louvered design provides acoustic and remote-control transparency
- Removable back panels provide access to the rear of components
- Integrated wire management system keeps cables organized

7473 STORAGE CONSOLE + MEDIA CABINET

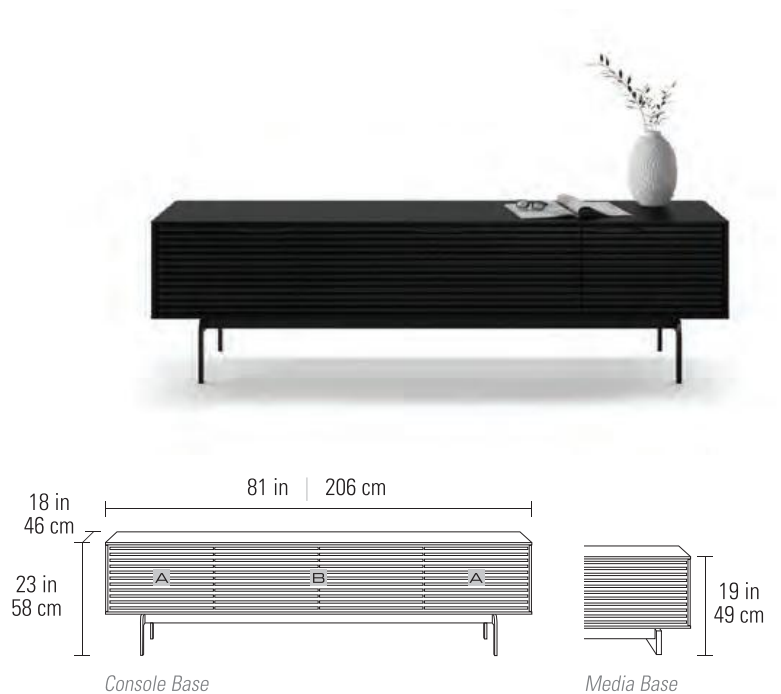
Recommended TV Size	up to 85"
Dimensions (Console Base)	23H x 81 x 18 in 58H x 206 x 46 cm
Dimensions (Media Base)	19H x 81 x 18 in 49H x 206 x 46 cm
Component Capacity	6-9
Number of Adjustable Shelves	3
Adjustable Shelf Increments	1.25 in 32 mm; 3 positions
Top Shelf Capacity	150 lbs 68 kg
Bottom Shelf Capacity	50 lbs 23 kg

A Side Compartments

Dimensions	11.5H x 19.5 x 14.5 in 29H x 49.5 x 36.75 cm
Adjustable Shelf Capacity	25 lbs 11 kg

B Center Compartment

Dimensions	11.5H x 38.75 x 14 in 29H x 98 x 35.5 cm
Adjustable Shelf Capacity	50 lbs 23 kg



7479 STORAGE CONSOLE + MEDIA CABINET

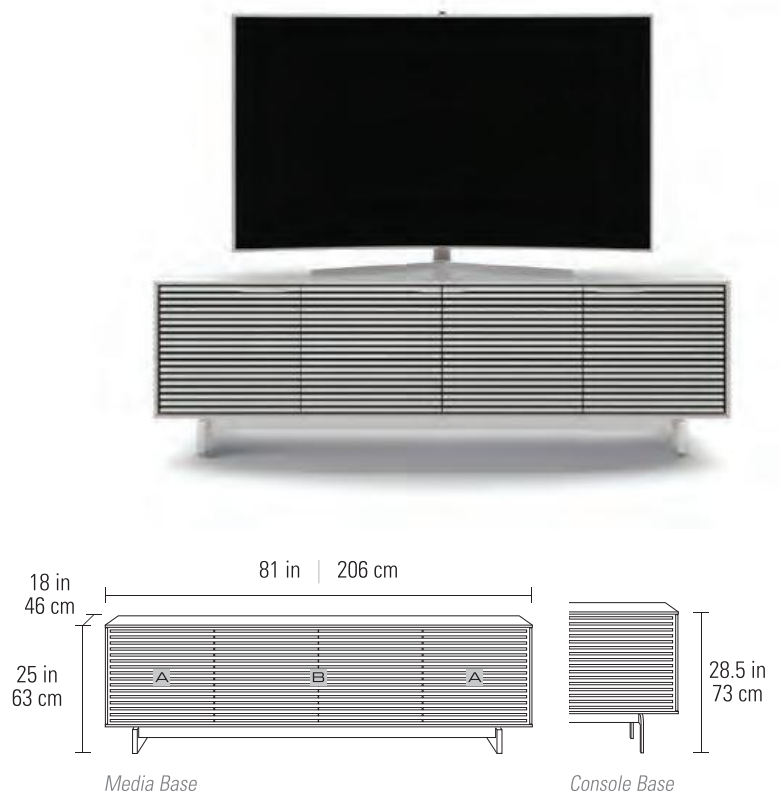
Recommended TV Size	up to 85"
Dimensions (Console Base)	28.5H x 81 x 18 in 73H x 206 x 46 cm
Dimensions (Media Base)	25H x 81 x 18 in 63H x 206 x 46 cm
Component Capacity	8-12
Number of Adjustable Shelves	3
Adjustable Shelf Increments	1.25 in 32 mm; 5 positions
Top Shelf Capacity	150 lbs 68 kg
Bottom Shelf Capacity	50 lbs 23 kg

A Side Compartments

Dimensions	17H x 19.5 x 14.5 in 43H x 49.5 x 36.75 cm
Adjustable Shelf Capacity	25 lbs 11 kg

B Center Compartment

Dimensions	17H x 37.5 x 14.25 in 43H x 95 x 36 cm
Adjustable Shelf Capacity	50 lbs 23 kg



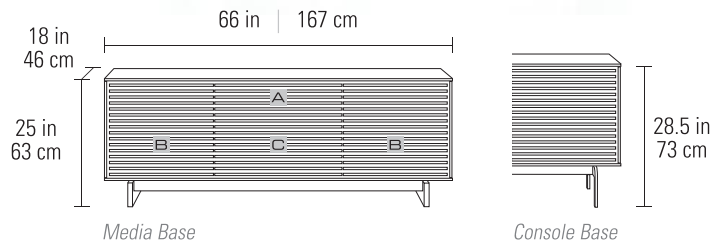
7477 STORAGE CONSOLE + MEDIA CABINET

Recommended TV Size	up to 75"
Dimensions (Console Base)	28.5H x 66 x 18 in 73H x 167 x 46 cm
Dimensions (Media Base)	25H x 66 x 18 in 63H x 167 x 46 cm
Component Capacity	5
Number of Adjustable Shelves	0
Top Shelf Capacity	125 lbs 57 kg
Fixed Shelf Capacity	50 lbs 23 kg
Bottom Shelf Capacity	50 lbs 23 kg



A Top Shelf / Speaker Compartment

Dimensions with Soundbar	8H x 60.75 x 7.25 in 20H x 154 x 18 cm
without Soundbar	8.25H x 24.5 x 14.5 in 20H x 62 x 36 cm



B Side Compartments

Dimensions	8.25H x 19 x 15 in 20.75 x 48 x 38 cm
------------	--

C Center Drawer

Dimensions	6.5H x 23.75 x 12.75 in 16.5H x 60 x 32 cm
Drawer Capacity	25 lbs 11 kg

The unique configuration of Align 7477 features a center media drawer that conceals a full-width shelf that is the perfect home for a soundbar or several electronic components.

For detailed specifications, visit bdiusa.com/align



FEATURES

- Media or Console Base Option
- Acoustically Transparent Doors
- Cable Management System
- Hidden Wheels (Media base)
- IR-Friendly Doors
- Removable Back Panels
- Soundbar Platform
- TV Safety Strap

EBONIZED ASH
(EBO)

SATIN WHITE
(SW)



Align 7473 with Console Base in Satin White finish



Align 7479 with Media Base in Ebonized Ash finish

