

LINEA™ OFFICE

BDI



LINEA™ OFFICE

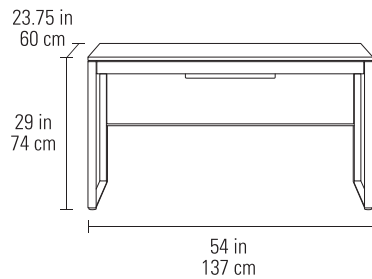
DESIGN **MATTHEW WEATHERLY**



6221 DESK

- Full-width lined keyboard drawer
- Easy-access front and back panels
- Power management tray
- Integrated wire management

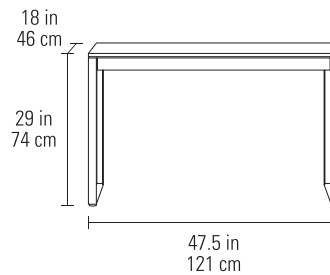
Dimensions 29H x 54 x 23.75 in
74H x 137 x 60 cm
Top Capacity 125 lbs | 56.5 kg
Weight 106 lbs | 48 kg



6222 CONSOLE DESK

- Slim profile suits many applications
- Suitable for use with laptop or desktop computers
- Full-width lined keyboard drawer

Dimensions 29H x 47.5 x 18 in
74H x 121 x 46 cm
Top Capacity 125 lbs | 56.5 kg
Weight 68.5 lbs | 31 kg



The desk's easy-access panels conceal wiring, a flip-down tray serves as the power hub of the desk (power strip not included)



The Console's slim profile makes it suitable for many applications, and is compatible with Mobile File 6227



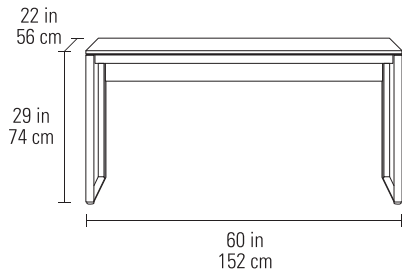
6223 WORK DESK

- Large desktop provides added workspace
- Optional Return 6224 can be mounted on the left or right side of the desk to create a corner or 'L' configuration
- Power strip mounting kit

Dimensions 29H x 60 x 22 in
74H x 152 x 56 cm

Top Capacity 150 lbs | 68 kg

Weight 76 lbs | 34 kg




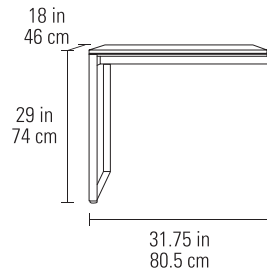
6224 RETURN

- Provides added workspace partnered with the Work Desk 6223
- Fully-finished on all sides
- Steel construction provides sturdy support
- Not compatible with Linea Desk 6221 or Console 6222

Dimensions 29H x 31.75 x 18 in
74H x 80.5 x 46 cm

Top Capacity 125 lbs | 56.5 kg

Weight 33 lbs | 14.5 kg



The Work Desk's unique lower panel reverses so that wire management and a power strip (not included) can be mounted facing the front or back of the desk

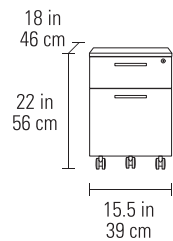




6227 MOBILE FILE

- Top supply drawer
- File drawer for letter/legal file folders
- Both drawers are secured with one lock
- Locking casters

Dimensions 22H x 15.5 x 18 in
56H x 39 x 46 cm
File Drawer Capacity 40 lbs | 18 kg
Weight 51 lbs | 23 kg



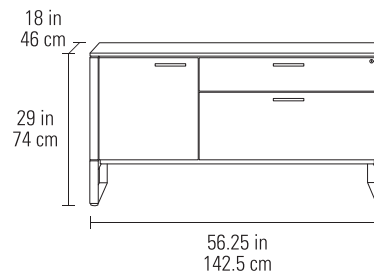
Lower hanging file drawer for letter or legal sized files




6220 MULTIFUNCTION CABINET

- Storage drawer and lateral file drawer that can accommodate letter and/or legal hanging file folders
- Both drawers are secured with one lock
- Removable access panel behind printer compartment may be left off for oversized printers
- Adjustable storage shelf

Dimensions 29H x 56.25 x 18 in | 74H x 142.5 x 46 cm
Printer Compartment 16.75H x 17.25 x 16 in | 42.5H x 44 x 40 cm
Lateral File Drawer Capacity 60 lbs | 27 kg
Printer Tray Capacity 25 lbs | 11 kg
Weight 150 lbs | 68 kg



Cabinet door conceals a push-to-open printer tray, suitable for use with larger printers or all-in-ones



Merging refined style with the function that a complete home office needs, Linea creates an inspiring workspace. Used alone or partnered with the Linea Shelves, create a workspace that is organized, efficient, and ready for work.



Work Desk 6223 and Return 6224



Desk 6221 and Mobile File 6227



Console 6222 and Mobile File 6227



For the most up-to-date product specifications, visit www.bdiusa.com. BDI's products are protected by US patent, international patent, trade dress, and/or copyright laws. "Linea" and BDI are trademarks of Becker Designed Inc. All rights reserved. Refer to current price list or contact BDI for specific model and finish availability. Materials and specifications subject to change without notice. BDI products are packaged with recyclable materials. ©2021, BDI