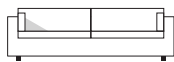




Model Amon · Design by Jens Juul Eilersen

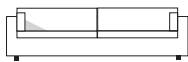
Arm height: 22 ¾" · Arm width: 6" · Total depth (frame): 42 ½" · Seat depth: 20 ½" · Seat height: 15" · Total height (frame): 22 ¾"



Sofa
86 ½" x 42 ½"



Closing section
43 ¼" x 42 ½"



Sofa
94 ½" x 42 ½"



Closing section
47 ¼" x 42 ½"



Corner section
42 ½" x 42 ½"



Closing section
51 ¼" x 42 ½"



Center section
43 ¼" x 42 ½"



Closing section
55" x 42 ½"



Center section
47 ¼" x 42 ½"



Closing section
59" x 42 ½"



Center section
51 ¼" x 42 ½"



Footstool freestanding
or connectable left, right,
center placed
27 ½" x 23 ½"



Center section
55" x 42 ½"



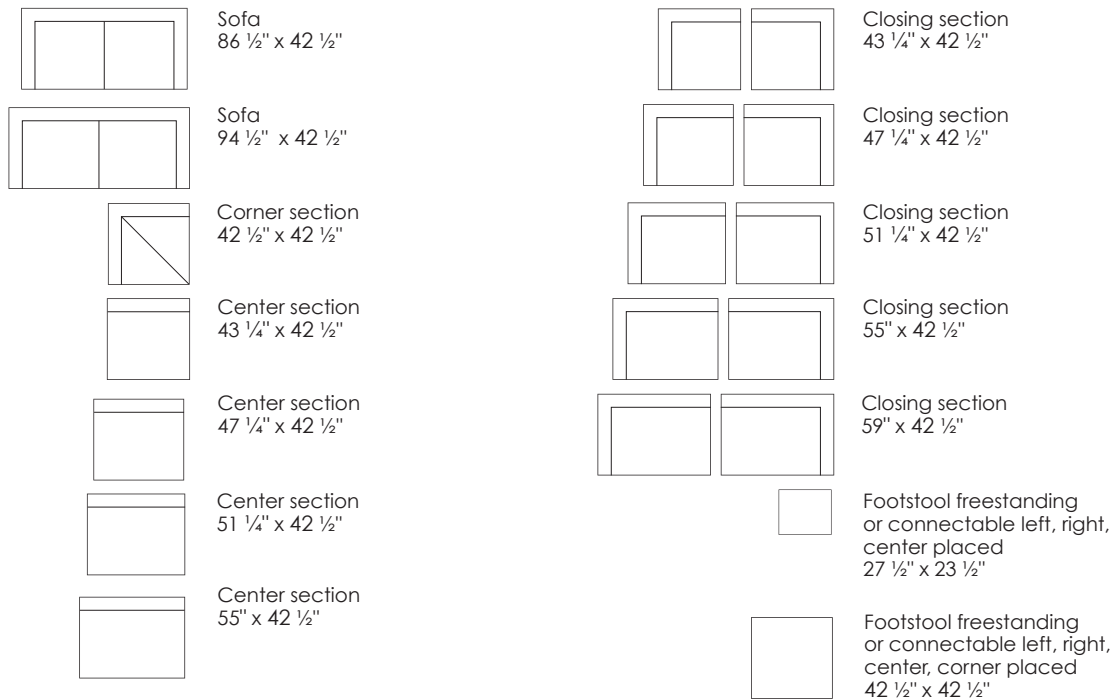
Footstool freestanding
or connectable left, right,
center, corner placed
42 ½" x 42 ½"

Scale 1:100
All overall dimensions correspond to frame sizes.
The drawings are not a detailed expression of how the final furniture appears.



Model Amon · Design by Jens Juul Eilersen

Arm height: 22 ¾" · Arm width: 6" · Total depth (frame): 42 ½" · Seat depth: 20 ½" · Seat height: 15" · Total height (frame): 22 ¾"



Scale 1:100
All overall dimensions correspond to frame sizes.
The drawings are not a detailed expression of how the final furniture appears.