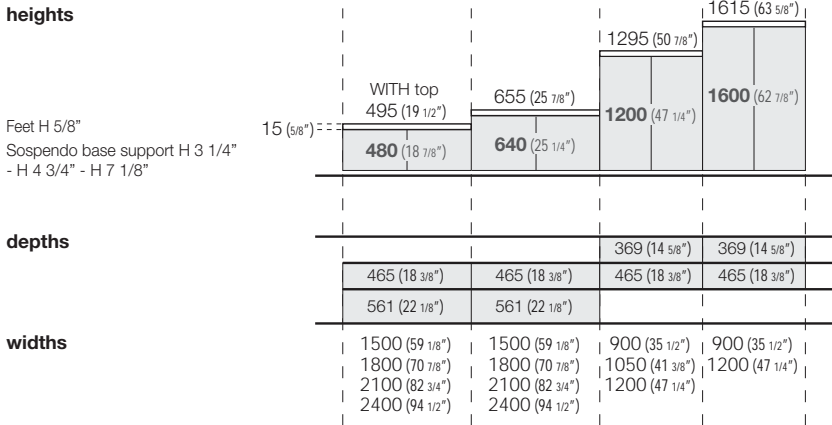


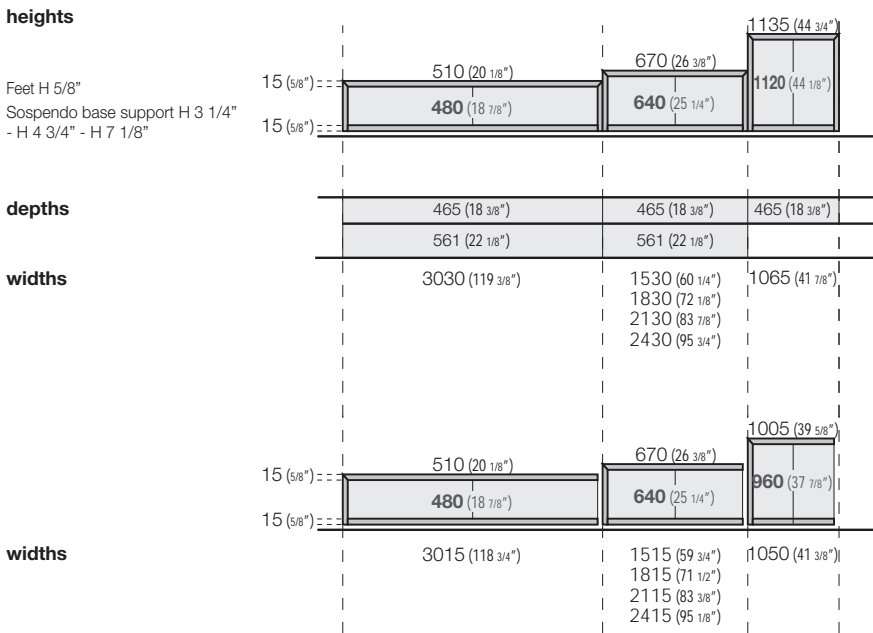
Storage units **Scrigno**

Modularity

MODULARITY WITH SUPERIMPOSED TOP



MODULARITY WITH FRAME 3 AND 4 SIDES



SCRIGNO

Scrigno sideboards are made with LAMPO units with 7/8" or 1 3/8" full or combination front panels with PUSH-PULL OPENING and units with SCRIGNO doors. The type of opening is shown by a code next to the front panel.

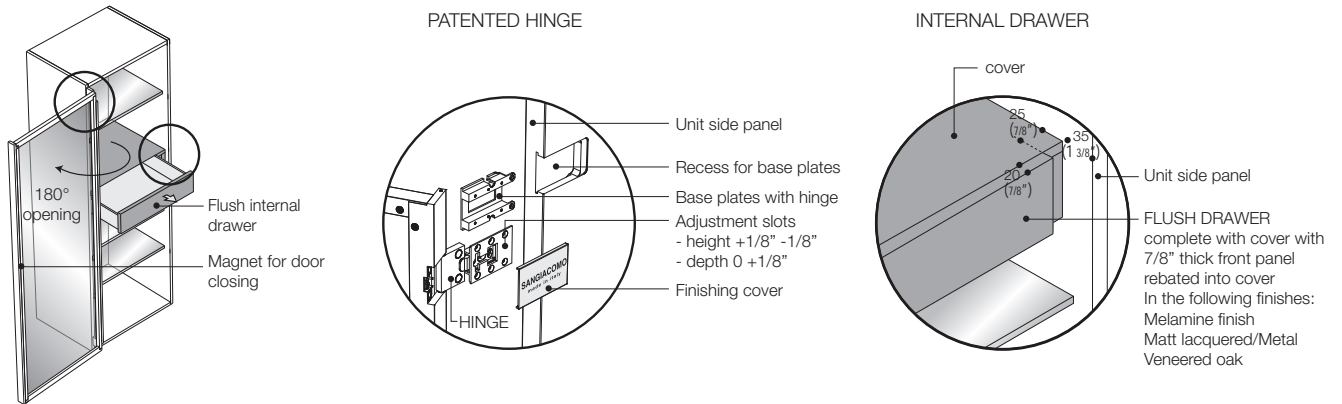
OPENINGS

C Drawer **A** Door **R** Drop-down **S** Scrigno

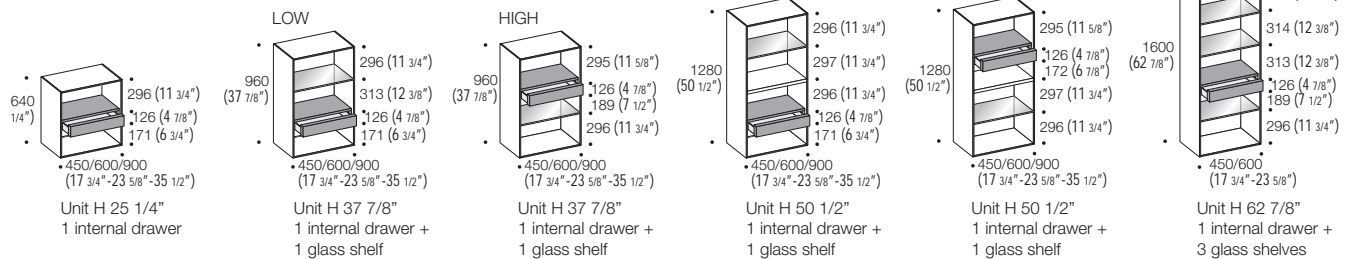
Storage units **Scrigno**

STRUCTURAL FEATURES

Scrigno doors are FOR DISPLAY UNITS and comprise a frame with amortised hinge housed in the upright and leaf inset into the unit side panel thickness. These allow the door to open 180° if there is no hindrance. Scrigno drawers cannot be inserted into elements with 1 3/8" thick doors.

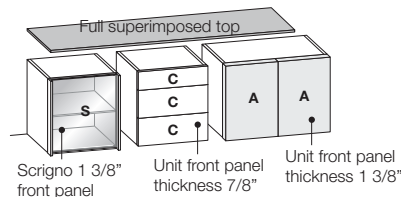
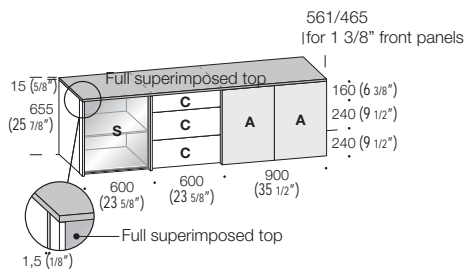


Position of internal drawer H 4 7/8" W 17 3/4"-23 5/8"-35 1/2" D 18 3/8"-22 1/8" for Scrigno units



SIDEBOARDS WITH SUPERIMPOSED FULL TOP

The ends are always fitted with units with Scrigno door or 1 3/8" wooden doors.



Hanging units

Depth 18 3/8"

BASE UNITS

Depth 18 3/8"-22 1/8"

Types	H H H H			
	5/8"	3 1/4"	4 3/4"	7 1/8"
P-Floor-standing foot	P1			
M-Methacrylate Sospendo		M1	M2	
C-Cylindrical Sospendo			C2	C3
S-Shaped Sospendo				S1

OPENINGS
Push-pull



Depth 19 1/8"

With external lighting with back panel

Depth 19 1/8"-22 7/8"

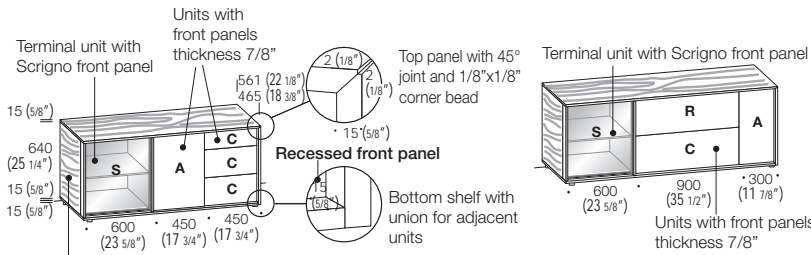
With external lighting with illuminated profile

Storage units **Scrigno**

STRUCTURAL FEATURES

Sideboards with 3-sided frame

The end unit with exposed side panel must always have the SCRIGNO front panel with 1 3/8" frame. It is combined with units with 7/8" or 1 3/8" front panels and Open units. Sideboards with frame are 5/8" taller than those with full superimposed tops.



For finishing side panels with veneer, the grain is horizontal, except for veneered Termotrattato Oak which has vertical grain

OPENINGS

Push-pull



Drawer



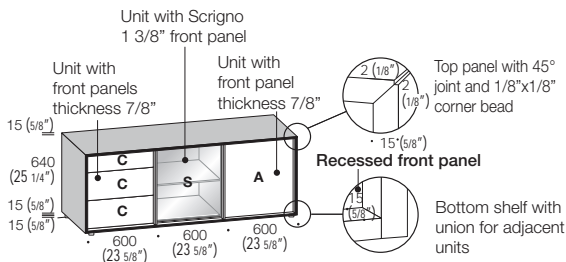
Door



Scrigno

SIDEBOARDS WITH 4-SIDED FRAME

The unit with SCRIGNO door is in an intermediate position relative to the Lampo units with 7/8" front panel. Sideboards with frame are 5/8" taller than those with full superimposed tops.



OPENINGS

Push-pull



Drawer



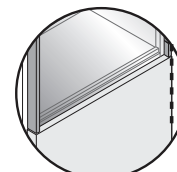
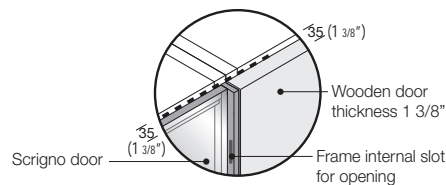
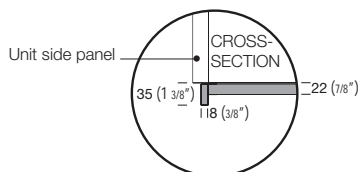
Door



Scrigno

DIMENSIONS

Alignment with 1 3/8" thick wooden door



Types

Hanging units

Depth 19 1/8"
see page 216

BASE UNITS

Depth 18 3/8"-22 1/8"
Types H H H H
5/8" 3 1/4" 4 3/4" 7 1/8"

	P -Floor-standing foot	P1			
	M -Methacrylate Sospendo		M1	M2	
	C -Cylindrical Sospendo			C2	C3
	S -Shaped Sospendo			S1	

Depth 19 1/8"

With external lighting with back panel

Depth 19 1/8"-22 7/8"

With external lighting with illuminated profile

Hanging units

Depth 19 1/8"
see page 217

BASE UNITS

Depth 18 3/8"-22 1/8"
Types H H H H
5/8" 3 1/4" 4 3/4" 7 1/8"

	P -Floor-standing foot	P1			
	M -Methacrylate Sospendo		M1	M2	
	C -Cylindrical Sospendo			C2	C3
	S -Shaped Sospendo			S1	

Depth 19 1/8"

With external lighting with back panel

Depth 19 1/8"-22 7/8"

With external lighting with illuminated profile