

# Abaco

## STRUCTURAL FEATURES

### PRODUCT DATA SHEET

STRUCTURE, FRONTS and TOP in wood particle board panels \* thickness 7/8" with 45°-shaped vertical edges and coated with synthetic melamine matt lacquered or metal or with painted wood veneer.

BACK PANELS in medium density \*wood particle board panels thickness 1/4" with synthetic melamine.

TURN DRAWER ON 4 SIDES thickness 5/8" and BOTTOM thickness 3/8" in wood particle board panes \*with Tramato Juta melamine.

Opening through a vertical grip profile along all fronts and can be lacquered in all matt finishes and metal or veneered in painted wood.

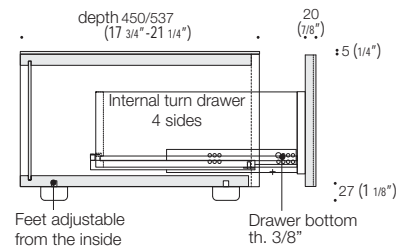
Black ABS FEET, diam. 1 7/8", height 1 1/8", 1/2" adjustable from the inside.

\*Wood and derivates components according to the following standards: EPA TSCA TITLE VI.

### RUNNERS FOR DRAWERS

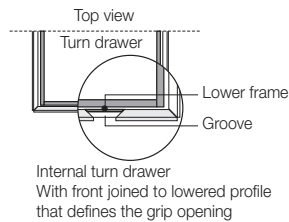
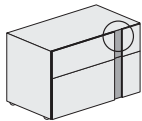
**Opening with grip:** High sliding full extraction metal runners with FULL EXTRACTION, end-of-run buffer with dynamic capacity of 30 kg. "Blumotion" soft-closing mechanism integrated in the runner for a silence and soft closing system. Anti-tilting pin, vertical and inclination adjustment of fronts incorporated in all system runners. Additional stabilizer bar for drawers width 29 1/8" and 35 1/8".

**DRAWER UNITS ARE DELIVERED WITH A NON-TILTING DEPTH ADJUSTMENT BRACKET TO BE FIXED TO THE WALL.**



### TYPE OF STRUCTURE

Bedside table and units with 5 drawers



Drawer chest with 3 pair of drawers

