

# Drawer units **Cabaret**

## STRUCTURAL FEATURES

### PRODUCT DATA SHEET

STRUCTURE, FRONTS and COVERS in wood particle board panels \* thicness 7/8" coated with synthetic melamine also matt, glossy lacquered or metal or with painted wood veneer. With "gloss front panel" we refer to the external side and its gloss edges, while the interior is supplied with the corresponding matt lacquered colour.

BACK PANELS in medium density wood particle board panels\* thickness 3/8" with synthetic melamine.

TURN DRAWER thickness 5/8" and BOTTOM thickness 3/8" in \*wood particle board panels with melamine Tramato Juta.

External transparent glass shelf thickness 1/2".

PERIMETER made of medium density wood particle board panels\* thickness 1/2" coated with synthetic melamine matt lacquered and metal or with painted wood veneer.

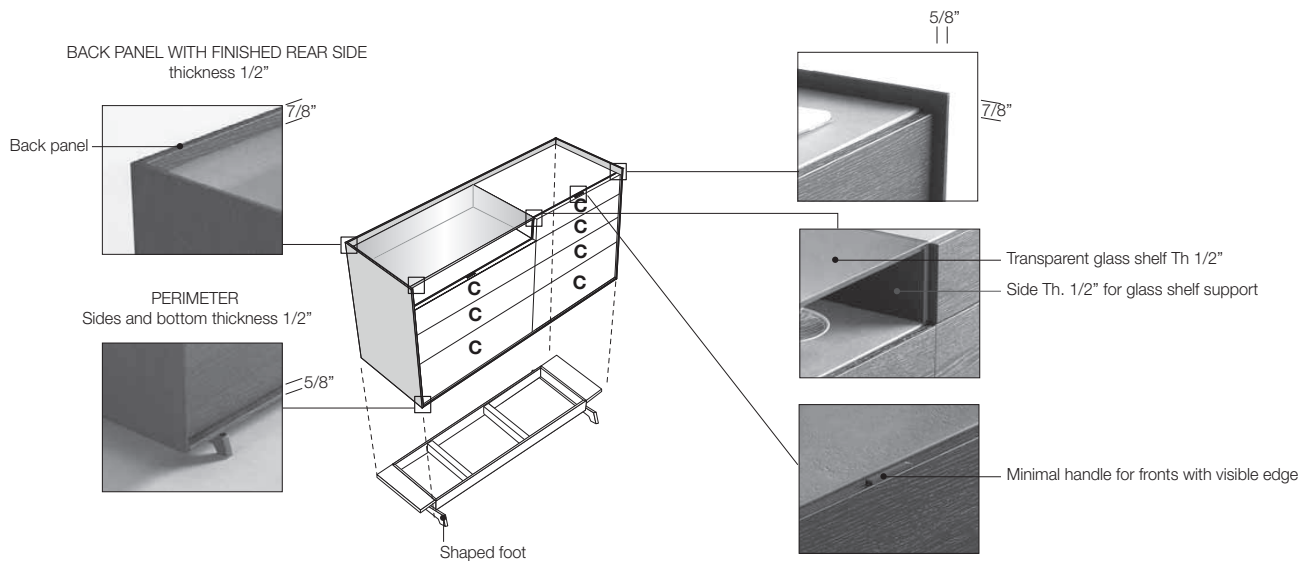
Black ABS FEET, diam. 1 7/8", height 1 1/8", 1/2" adjustable form the inside.

SOSPENDO BASE SUPPORT consisting of black metal frame with shaped laser-cut steel feet finished with epoxy or liquid painting.

Ceramic TOP made of 0 1/2" thick x 63 7/8"x127 5/8" slabs cut at random in terms of dimensions and pattern direction. Scratchproof and highly abrasion resistant, these tops are eco-compatible and do not release dissolved elements


\*Wood and derivates components according to the following standards: EPA TSCA TITLE VI.

**Cabaret drawer units are made with standard Lampo units with finished cover and for modular cover or, with ceramic top, Lampo units with lowered top. Fronts with visible top edging have Minimal handles, whereas the others come with a push-pull mechanism. Cabaret veneered and lacquered perimeters with thickness 1/2" have a finished full back panel. They can be positioned on floor with feet and also mounted on base supports with different types of supports, or hanged.**



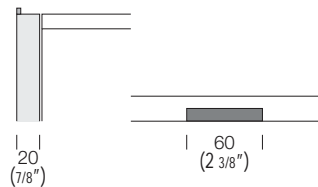
### DRAWER OPENING

**Fronts with visible top edging have Minimal handles, whereas the others come with a push-pull mechanism.**



Minimal profile  
it is included in the price of the unit and positioned at the centre of the front panel, flush with the external edge.

Opening of upper drawer



### FINISHES IN COMBINATION

WOODEN DRAWER FINISHES:	MINIMAL PROFILE FINISH:
OAK Carbone	BROWN
OAK Argilla	Matt TERRANOVA
OAK Grigio	BROWN
OAK Cenere	PIOMBO
ROVERE NODATO Naturale	BROWN
ROVERE NODATO Caramello	BROWN
TERMOTRATTATO OAK	BROWN
NOCE CANALETTO	BROWN
Matt/glossy LACQUERED	Matt/glossy LACQUERED
Metal LACQUERED	Metal LACQUERED
MELAMINE FINISH Loto Natura	Matt GRIGIO CORDA
MELAMINE FINISH Loto Tortora	Matt GRIGIO CORDA
MELAMINE FINISH Loto Terra	Matt TERRANOVA

# Drawer units **Cabaret**

## Structures

### DRAWER UNITS

<b>CABARET</b>	LINEAR STORAGE UNITS			FINISHED OR MODULAR COVER TH 7/8" 	MODULAR CERAMIC COVER TH 1/2" 
					Modular cover in ceramic Lowered structural cover
<b>CABARET LINE</b>	LINEAR STORAGE UNITS				Cover in the same finish as the first drawer
<b>CABARET GLASS</b>	STORAGE UNITS WITH GLASS COMPARTMENT				
	STORAGE UNITS WITH SIDE GLASS COMPARTMENT				
<b>CABARET STEP</b>	STORAGE UNITS WITH STEP H 7 3/8"				
	STORAGE UNITS WITH STEP H 4 1/4"				

### TYPES OF STRUCTURES

 570 (22 1/2\"/> <b>470</b> (18 7/8") <b>620</b> (24 1/2") <b>770</b> (3 3/8") <b>920</b> (3 1/4")	 570 (22 1/2\"/> <b>1220</b> (48 1/8")	 570 (22 1/2\"/> <b>1220</b> (48 1/8")	 1800 (7 7/8\"/> 2100 (82 3/4\"/> 2400 ( 4 1/2")
Drawer units W 17 3/4" - 23 5/8" - 29 5/8" - 35 1/2" Drawer with one turn drawer	Drawer units W 47 1/4" With turn drawer with anti-warping metal bars and mechanism for opening stabilisation. Cover max capacity 10 kg	Drawer units W 47 1/4" <b>With double turn drawer and internal partition (upon request) to support heavier weights</b>	Combination drawer units W 59 1/8"-70 7/8"-82 3/4"-94 1/2" Obtained by combining elements with the same height or different height with carcasses divided with one finishing cover.

### RUNNERS FOR DRAWERS

**Opening with minimal profile:** High sliding full extraction metal runners with FULL EXTRACTION, end-of-run buffer with dynamic capacity of 30 kg. "Blumotion" soft-closing mechanism integrated in the runner for a silence and soft closing system. Anti-tilting pin, vertical and inclination adjustment of fronts incorporated in all system runners. Additional stabilizer bar for drawers width 35 1/2" and "MOVENTO" runners with built-in stabilizer and also front side adjustment for drawers width 47 1/4" and 59 1/8".

**Push-pull opening:** High sliding full extraction metal runners with FULL EXTRACTION, end-of-run buffer with dynamic capacity of 30 kg. Integrated sliding synchronizer in drawer runners wider than 17 3/4". Anti-tilting pin, vertical and inclination adjustment of fronts incorporated in all system runners. Drawers width 47 1/4" and 59 1/8" with "MOVENTO" runners and side adjustment of fronts.

**DRAWER UNITS ARE PROVIDED UPON REQUEST WITH AN ADJUSTABLE DEPTH, NON-TILTING BRACKET TO ATTACH TO THE WALL.**