

# Cidori

## STRUCTURAL FEATURES

### PRODUCT DATA SHEET

EXTERNAL PERIMETER (fronts, sides and back panel) in \*wood particle board panels thickness 7/8" with 45°-shaped vertical edges and coated with synthetic melamine matt, glossy lacquered or metal or with painted wood veneer. For the version with perimeter in glossy finish, THE TOP, THE PLINTH AND THE INTERNAL SIDE OF PERIMETER ARE ALWAYS IN MATT FINISH.

TOP thickness 7/8" and PLINTH thickness 7/8" or 1 7/8" (with foot sunk in the thickness and adjustable from the inside) in \*wood particle board panels with synthetic melamine matt lacquered or metal or coated with wood veneer.

TURN DRAWER thickness 5/8" and BOTTOM thickness 3/8" in \*wood particle board panels with melamine Tramato Juta.

Tempered glass top thickness 1/4" lacquered on glossy, etched or mirror base.

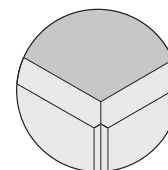
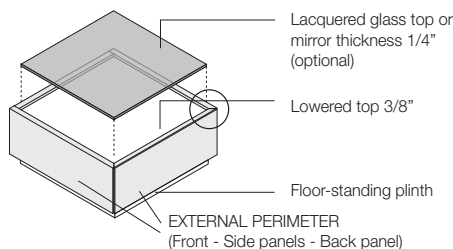
\*Wood and derivatives components according to the following standards: EPA TSCA TITLE VI.

### RUNNERS FOR DRAWERS








**Opening with grip or minimal profile:** High sliding full extraction metal runners with FULL EXTRACTION, end-of-run buffer with dynamic capacity of 30 kg. "Blumotion" soft-closing mechanism integrated in the runner for a silence and soft closing system. Anti-tilting pin, vertical and inclination adjustment of fronts incorporated in all system runners. Additional stabilizer bar for drawers width 35 1/2" and "MOVENTO" runners with built-in stabilizer and also front side adjustment for drawers width 47 1/4" and 59 1/8" and 70 7/8".

### DRAWER UNITS ARE PROVIDED UPON REQUEST WITH AN ADJUSTABLE DEPTH, NON-TILTING BRACKET TO ATTACH TO THE WALL.

Storage units are characterized by a 45°-joint bevelled between side panels and fronts and, in double-sided version, also between back panel and fronts. The external perimeter, raised from the upper top, creates a tray effect where it is possible to insert a glass top or a mirror. All storage units are finished on the back and can be positioned in the centre of the room.



rounded 45° joint

	D	W	CODE	FINISH	
				Glossy and frosted glass	Dark mirror
GLASS TOP THICKNESS 1/4" Minimum width for glass tops is 5 7/8"	410 (16 1/4")	408 (16 1/8")	NTC204BV		57
	496 (19 5/8")	408 (16 1/8")	NTC404BV		64
	410 (16 1/4")	558 (21 7/8")	NTC206BV		65
	496 (19 5/8")	558 (21 7/8")	NTC406BV		72
	410 (16 1/4")	708 (27 7/8")	NTC207BV		77
	496 (19 5/8")	708 (27 7/8")	NTC407BV		85
	410 (16 1/4")	858 (33 7/8")	NTC209BV		89
	496 (19 5/8")	858 (33 7/8")	NTC409BV		98
	410 (16 1/4")	1158 (45 5/8")	NTC212BV		111
	496 (19 5/8")	1158 (45 5/8")	NTC412BV		123
	410 (16 1/4")	1458 (57 1/2")	NTC215BV		131
	496 (19 5/8")	1458 (57 1/2")	NTC415BV		152
	410 (16 1/4")	1758 (69 1/4")	NTC218BV		154
	496 (19 5/8")	1758 (69 1/4")	NTC418BV		176
	410 (16 1/4")	2358 (92 7/8")	NTC224BV		195
	496 (19 5/8")	2358 (92 7/8")	NTC424BV		226

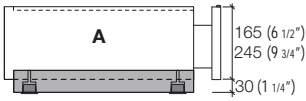
GLASS MADE-TO-MEASURE: € 30 surcharge for made-to-measure glass over the price of the next larger glass top.

# Cidori modular

## STRUCTURAL FEATURES

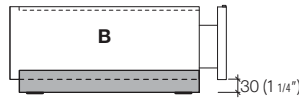
### Cidori BASE UNIT

#### FLOOR-STANDING



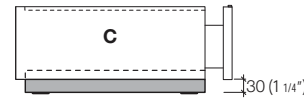
Floor-standing with protruding plinth 1 1/4" with built-in levelling feet.

#### SUPERIMPOSED

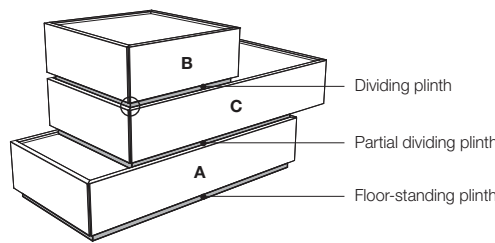
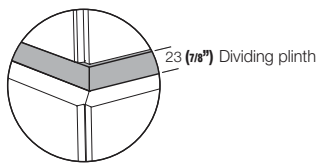


Superimposed with dividing protruding plinth 1 1/4" with non-slip rubbers.

#### PARTIAL SUPERIMPOSED



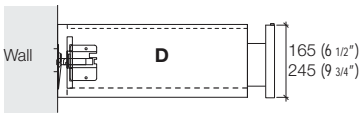
With flush bottom and partial dividing plinth thickness 1 1/4" with non-slip rubber.



### Cidori hanging

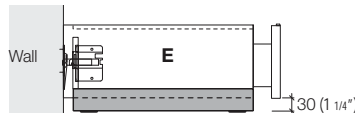
Wall units are provided with wall fixing brackets. Can be superimposed with a totally or partially separating plinth but fixed individually to the wall.

#### FLOOR-STANDING



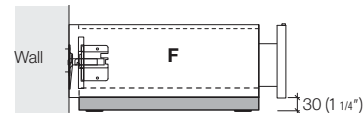
Single wall unit with flush bottom

#### SUPERIMPOSED

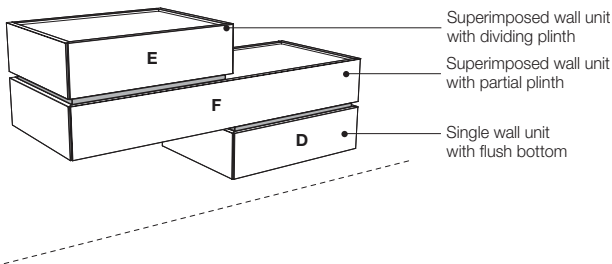


Superimposed with dividing protruding plinth 1 1/4" with non-slip rubbers.

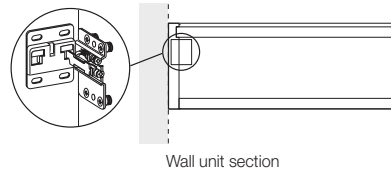
#### PARTIAL SUPERIMPOSED



With flush bottom and partial dividing plinth thickness 1 1/4" with non-slip rubber.



#### FASTENING ELEMENT FOR WALL MOUNTING WITH AN INNOVATIVE ANTI-DETACHMENT SYSTEM



19 mm  
(3/4")

CATAS CERTIFICATE according to the standards :

22 mm  
(7/8")

TÜV LGA

Capacity  
80 kg

Capacity till 80 kg each bracket

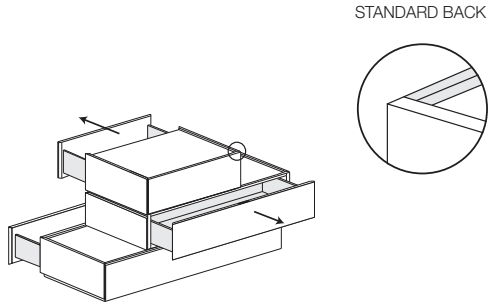
THE LOAD IS RELATED TO THE WALL FIXING HARDWARE APPLIED TO THE FURNITURE. THE DOWELS FOR THE WALL MOUNTING MAY NOT BE APPROPRIATE IN SOME SITUATIONS THE RESPONSIBILITY OF THE FURNITURE ASSEMBLY BELONGS TO THE BUYER WHO MUST EVALUATE THE RESISTANCE OF THE WALL THE STABILITY AND LOAD OF THE WALL-MOUNTED UNITS IS GUARANTEE BY THE PROPER ASSEMBLY AND BY FOLLOWING OUR INSTRUCTIONS CORRECTLY.

# Cidori modular

## STRUCTURAL FEATURES

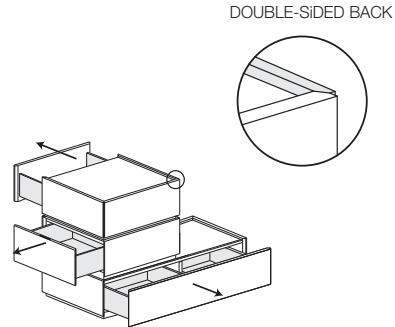
### STANDARD DOUBLE-SIDED MODULAR UNITS 45°

Standard Cidori units have finished back panels and can be stacked also facing the opposite side to opening.



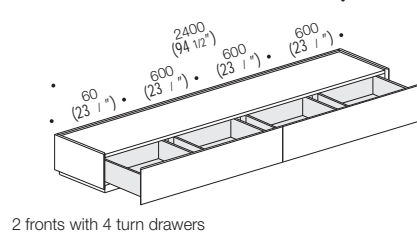
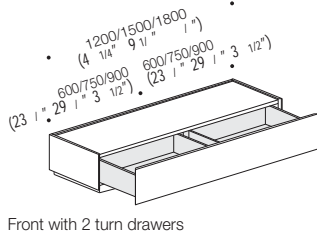
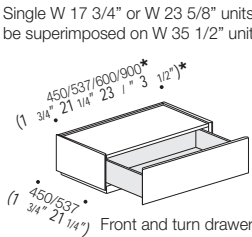
### DOUBLE-SIDED MODULAR UNITS 45°

Double-sided Cidori units have back panel jointed to the side with 45° adjustment as the fronts. 17 3/4" wide by 17 3/4" deep units and 21 1/4" wide by 21 1/4" deep units can be superimposed on units with the same depths, and the drawer opening can be positioned as wished.

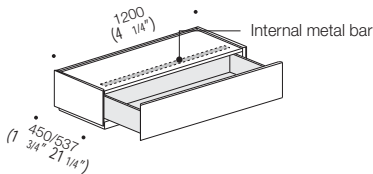


### MODULAR UNIT COMPARTMENTS WITH 1 DRAWER FOR STACKING FLUSH, NON-ALIGNED OR PARTIALLY ALIGNED.

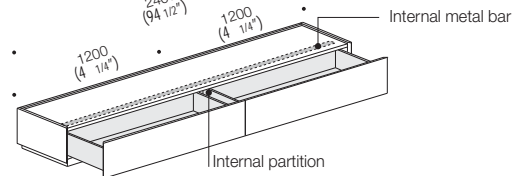
\* Single W 17 3/4" or W 23 5/8" units can be superimposed on W 35 1/2" units.



### MODULAR UNIT STRUCTURES FLUSH SUPERIMPOSED OR ALIGNED (UPON REQUEST)



UNITS W 47 1/4" WITH FULL TURN DRAWER  
Can be superimposed on units with the same width.  
Max top capacity 10 kg.

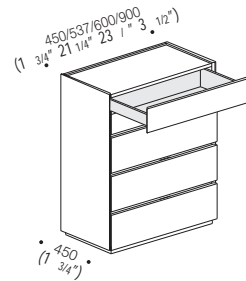
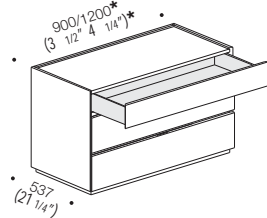
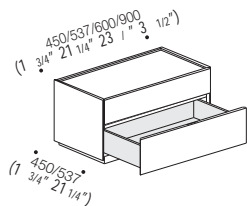


2 fronts with 2 turn drawers can be superimposed on units with the same width 94 1/2" or units B 47 1/4" aligned to the side and internal partition. Max capacity of RH top 10 kg and LH top 10 kg.

**Base units with complete 47 1/4" surrounds will be dispatched on demand only and after checking the feasibility of the composition at the same price.**

### COMPARTMENTS FOR MONO UNITS WITH 2-3-5 DRAWERS

\* Cover max capacity 10 kg



# Cidori modular

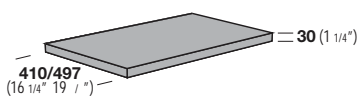
## STRUCTURAL FEATURES

### PARTIAL PLINTH TH 1 1/4" FOR UNITS WITH PROJECTION

The protrusion must always be alternated (RH-LH) and when it exceeds 5 7/8" for units W 17 3/4"-21 1/4"-23 5/8" or 11 7/8" for the other, the unit must be hung.

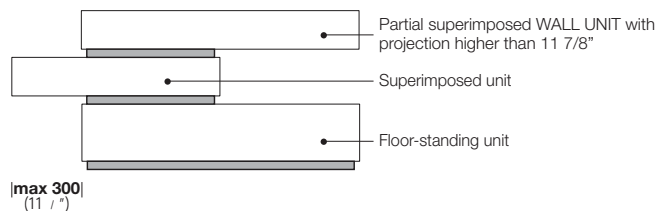
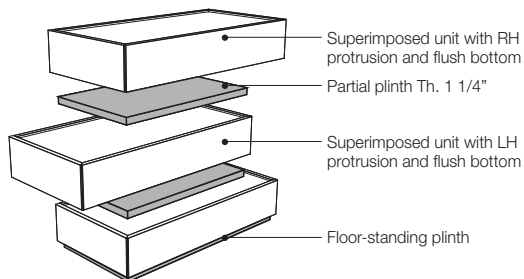
1 1/4" thick partial plinths can be used to overlap Cidori units, also partially.

	D	W	CODE
PARTIAL PLINTH TH 30	410/497 (16 1/4"-19 5/8")	110 (4 3/8")	CZP4011
		260 (10 1/4")	CZP4026
		347 (13 3/4")	CZP4035
		410 (16 1/4")	CZP4041
		560 (22 1/8")	CZP4056
		710 (27 7/8")	CZP4071
		860 (33 7/8")	CZP4086
		1010 (39 7/8")	CZP4101
		1160 (45 3/4")	CZP4116



Surcharge for customized cut in width

+ 36



FINISHES	
Melamine finish	Veneered oak
- Frassinato	- Carbone - Grigio - Cenere - Argilla
Bianco 10 - Canapa	- Nodato Caramello - Nodato Naturale
- Olmo	- Termotrattato
Scuro	Noce Canaletto
- Loto	Matt lacquered
Natura - Tortora - Terra	<b>Metal lacquered</b>

### OPENINGS

THREE WAYS TO OPEN CONTAINERS: PULL OUT THE PROTRUDING EDGE OF DRAWERS, USE THE MINIMAL PROFILE INSERTED IN THE GRIP, OR USE THE CIDORI HANDLE PROTRUDING FROM THE DRAWER.



Minimal profile  
(included in element's price)



CIDORI HANDLE  
(Upon request) **price € 8 each**

### MATCHING MINIMAL PROFILE/CIDORI HANDLE

DRAWERS:	MINIMAL PROFILE/CIDORI HANDLE:
OAK Carbone	BROWN
OAK Argilla	Matt TERRANOVA
OAK Grigio	BROWN
OAK Cenere	PIOMBO
NOCE CANALETTO	BROWN
Matt LACQUERED	Matt LACQUERED
Glossy LACQUERED	Glossy LACQUERED
Metal LACQUERED	Metal LACQUERED

### IMPORTANT: in the order always indicate if the units are overlapped

