

# Valeo

## STRUCTURAL FEATURES

### PRODUCT DATA SHEET

STRUCTURE Thickness 7/8", TOP Thickness 5/8" and FRONTS Thickness 1 3/8" in \*wood particle board panels coated with synthetic melamine also matt, glossy lacquered or metal or with painted wood veneere. With "gloss front panel" we refer to the external side and its gloss edges, while the interior is supplied with the corresponding matt lacquered colour.

BACK PANELS in medium density \*wood particle board panels thickness 1/4" with synthetic melamine.

TURN DRAWER thickness 5/8" and BOTTOM thickness 3/8" in \*wood particle board panels with melamine Tramato Juta.

Opening through a side groove in the same colour as the structure when lacquered or with the proposed combinations in all other cases.

Black ABS FEET, diam. 1 7/8", height 1 1/8", 1/2" adjustable from the inside.

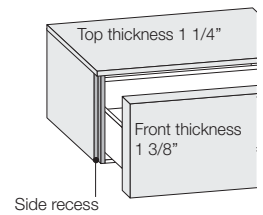
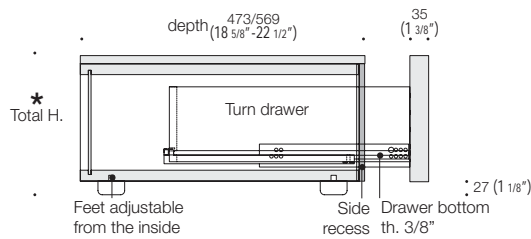
\*Wood and derivates components according to the following standards: EPA TSCA TITLE VI.

### RUNNERS FOR DRAWERS

**Opening with side grip:** High sliding full extraction metal runners with FULL EXTRACTION, end-of-run buffer with dynamic capacity of 30 kg. "Blumotion" soft-closing mechanism integrated in the runner for a silence and soft closing system. Anti-tilting pin, vertical and inclination adjustment of fronts incorporated in all system runners. Additional stabilizer bar for drawers width 29 5/8" and 35 1/2" and "MOVENTO" runners with built-in stabilizer and also front side adjustment for drawers width 47 1/4" and 59 1/8".

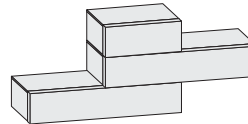
### DRAWER UNITS ARE DELIVERED WITH A NON-TILTING DEPTH ADJUSTMENT BRACKET TO BE FIXED TO THE WALL.

DRAWER UNITS WITH FEET H 1 1/8"




### HANGING DRAWER UNITS

Valeo modules H 10 5/8" - H 13 3/4" can be provided with wall fixing brackets.

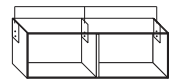


NOTE: The wall units cannot be hung one above the other but must be hung individually

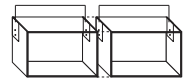
Wall units W 17 3/4" - 23 5/8" - 29 5/8" - 35 1/2" with two brackets



Wall units W 47 1/4" - 59 1/8" with 3 brackets



Adjacent wall units with four brackets

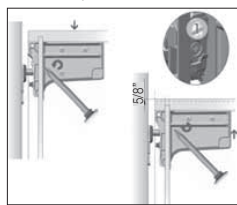


#### HANGER TYPE "B"

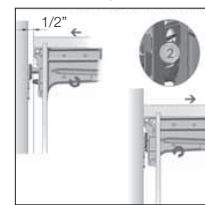
Shelf bracket attachment



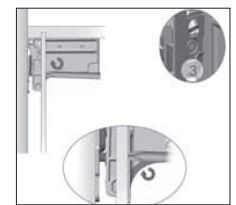
Vertical adjustment 5/8"



Horizontal adjustment 1/2"



Anti-detachment element



FRONT ADJUSTMENT



CATAS CERTIFICATE according to the standards : TÜV - LGA

VERTICAL ADJUSTMENT



CAPACITY



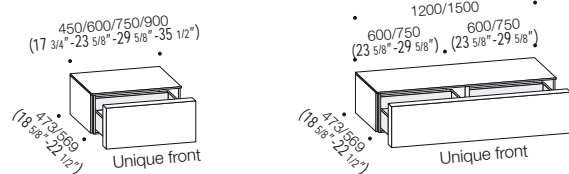
ATTENTION : the capacity is related to the hardware mounted in the furniture. The given plugs for the wall mounting may not be suitable in certain situations. The responsibility concerning the assembly of the furniture belongs to the buyer, who must evaluate the resistance of his/her wall. The stability and capacity of wall-mounted elements are guaranteed by the proper assembly and by following our instructions correctly.

The shelves inside the units are designed for the light loads typical of residential use (around 25 kg per square metre), distributed uniformly over the surface. For heavier or more concentrated loads, we recommend using single units with 11 7/8" - 14 7/8" - 17 3/4" - 23 5/8" width.

# Valeo

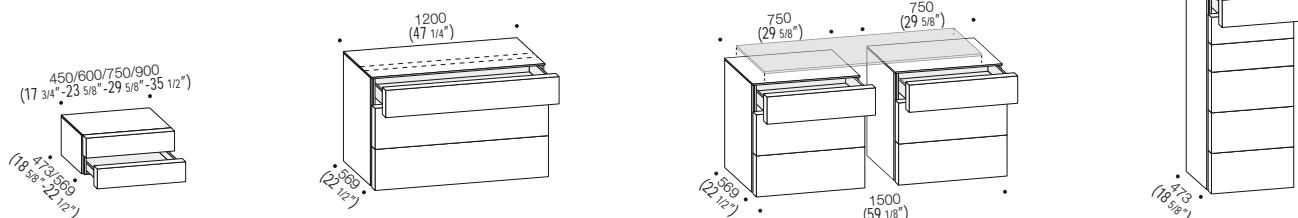
## STRUCTURAL FEATURES

### STRUCTURE DES ÉLÉMENTS MODULAIRES AVEC 1 TIROIR



### COMPARTMENTS OF UNITS WITH 2-3-6 DRAWERS

W 47 1/4" with single surround, cover with warping bar and opening stabilizer mechanism.  
Cover max capacity 10 kg

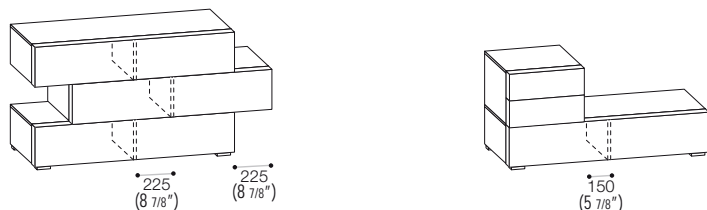


### NOT ALIGNED SUPERIMPOSED DRAWER UNITS (FOR SELF-SUPPORTING COMPOSITIONS)

To ensure proper operation of the hardware, and to stop the structure from buckling, non-aligned side panels on superimposed units or internal divisions on those below or protruding on non-aligned or cantilever compositions must not exceed 8 7/8".

**Compositions not within these parameters are provided with superimposed units with wall mounting hardware.**

**Modular units do not provide rovere trattato finish.**



### MATCHING THE SIDE RECESS GRIP WITH THE STRUCTURE

| CARCASS:                             | SIDE RECESS:      |
|--------------------------------------|-------------------|
| OAK Carbone                          | BROWN             |
| OAK Argilla                          | Matt TERRANOVA    |
| OAK Grigio                           | BROWN             |
| OAK Cenere                           | PIOMBO            |
| ROVERE NODATO Naturale               | BROWN             |
| ROVERE NODATO Caramello              | BROWN             |
| TERMOTRATTATO OAK                    | BROWN             |
| NOCE CANALETTO                       | BROWN             |
| Matt LACQUERED                       | Matt LACQUERED    |
| Matt LACQUERED frassinato            | Matt LACQUERED    |
| Glossy LACQUERED                     | Glossy LACQUERED  |
| Metal LACQUERED                      | Metal LACQUERED   |
| MELAMINE FINISH Olmo Scuro           | BROWN             |
| MELAMINE FINISH Loto Natura          | Matt GRIGIO CORDA |
| MELAMINE FINISH Loto Tortora         | Matt GRIGIO CORDA |
| MELAMINE FINISH Loto Terra           | Matt TERRANOVA    |
| MELAMINE FINISH Frassinato Bianco 10 | Matt BIANCO 10    |
| MELAMINE FINISH Frassinato Canapa    | Matt CANAPA       |