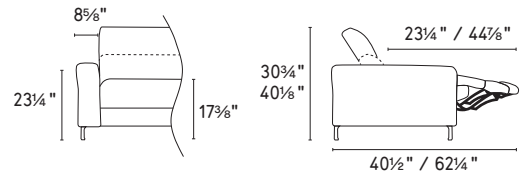


# Norma

design by Stefano Spessotto

CS3424



This item can be ordered only via e-mail

Technical specifications see page 98



FABRIC / BEDFORD	Frame	Seat without mechanism	Seat with mechanism	Backrest cushions	Armrest cushions
Removable	●	●	●	●	●
Not removable	-	-	-	-	-

LEATHER	Frame	Seat without mechanism	Seat with mechanism	Backrest cushions	Armrest cushions
Removable	-	●	-	●	-
Not removable	●	-	●	-	●

**MODULARITY:** All the modular elements are designed to be placed side by side. For any request for products that are free standing, shaped and finished on the sides, please contact the Sales Dept. to verify feasibility and prices.

## FOOT

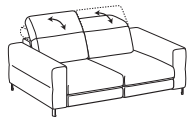


**Metal**  
Matt black P15  
H 5 1/8"



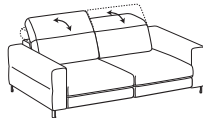
## NOTES

1. Electric relax mechanism for footrests.
2. Headrest adjustable in 7 positions with manual mechanism.
3. Coordinated ottoman available.
4. Choice by type of electrical outlet on page 106.
5. Touch control



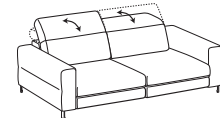
inches  
 ↔ 66½  
 ↗ 40½  
 ↓ 30¾/40½  
 ↻ 26,2 ft

**DTD2000**  
 2-ER SOFA



inches  
 ↔ 76½  
 ↗ 40½  
 ↓ 30¾/40½  
 ↻ 32,8 ft

**DTD3000**  
 3-ER SOFA



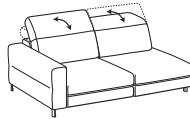
inches  
 ↔ 83½  
 ↗ 40½  
 ↓ 30¾/40½  
 ↻ 36,1 ft

**DTD300M**  
 3-ER MAXI SOFA



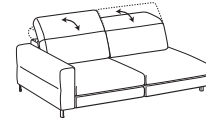
inches  
 ↔ 57½  
 ↗ 40½  
 ↓ 30¾/40½  
 ↻ 24,6 ft

**DTL2000S - DTL2000D**  
 2-ER LATERAL ELEMENT



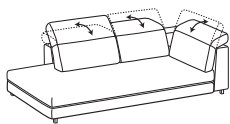
inches  
 ↔ 68½  
 ↗ 40½  
 ↓ 30¾/40½  
 ↻ 31,2 ft

**DTL3000S - DTL3000D**  
 3-ER LATERAL ELEMENT



inches  
 ↔ 75¼  
 ↗ 40½  
 ↓ 30¾/40½  
 ↻ 34,4 ft

**DTL300MS - DTL300MD**  
 3-ER MAXI LATERAL ELEMENT



inches  
 ↔ 39  
 ↗ 92½  
 ↓ 30¾/40½  
 ↻ 39,4 ft

**DTL3A00S - DTL3A00D**  
 LATERAL CORNER ELEMENT



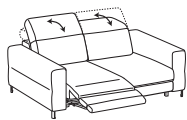
inches  
 ↔ 38½  
 ↗ 62¼  
 ↓ 30¾/40½  
 ↻ 24,6 ft

**DTH200BS - DTH200BD**  
 CHAISE LONGUE



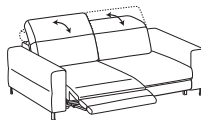
inches  
 ↔ 39  
 ↗ 39  
 ↓ 17¾  
 ↻ 13,1 ft

**DTU1000**  
 OTTOMAN



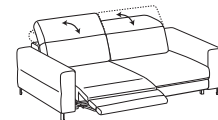
inches  
 ↔ 66½  
 ↗ 40½/62¼  
 ↓ 30¾/40½  
 ↻ 29,5 ft

**DTD2X10S - DTD2X10D**  
 2-ER SOFA - 1 RELAX



inches  
 ↔ 76½  
 ↗ 40½/62¼  
 ↓ 30¾/40½  
 ↻ 36,1 ft

**DTD3X10S - DTD3X10D**  
 3-ER SOFA - 1 RELAX



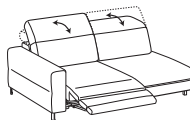
inches  
 ↔ 83½  
 ↗ 40½/62¼  
 ↓ 30¾/40½  
 ↻ 39,4 ft

**DTD3X1MS - DTD3X1MD**  
 3-ER MAXI SOFA - 1 RELAX



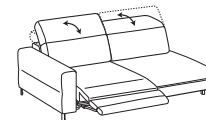
inches  
 ↔ 57½  
 ↗ 40½/62¼  
 ↓ 30¾/40½  
 ↻ 27,9 ft

**DTL2X10S - DTL2X10D**  
 2-ER LATERAL ELEMENT - 1 RELAX



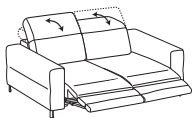
inches  
 ↔ 68½  
 ↗ 40½/62¼  
 ↓ 30¾/40½  
 ↻ 34,4 ft

**DTL3X10S - DTL3X10D**  
 3-ER LATERAL ELEMENT - 1 RELAX



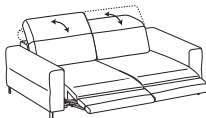
inches  
 ↔ 75¼  
 ↗ 40½/62¼  
 ↓ 30¾/40½  
 ↻ 37,7 ft

**DTL3X1MS - DTL3X1MD**  
 3-ER LATERAL ELEMENT MAXI - 1 RELAX



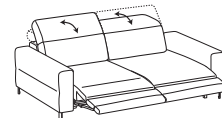
inches  
 ↔ 66½  
 ↗ 40½/62¼  
 ↓ 30¾/40½  
 ↻ 29,5 ft

**DTD2X20**  
 2-ER SOFA - 2 RELAX



inches  
 ↔ 76½  
 ↗ 40½/62¼  
 ↓ 30¾/40½  
 ↻ 36,1 ft

**DTD3X20**  
 3-ER SOFA - 2 RELAX



inches  
 ↔ 83½  
 ↗ 40½/62¼  
 ↓ 30¾/40½  
 ↻ 39,4 ft

**DTD3X2M**  
 3-ER MAXI SOFA - 2 RELAX



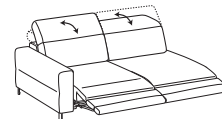
inches  
 ↔ 57½  
 ↗ 40½/62¼  
 ↓ 30¾/40½  
 ↻ 27,9 ft

**DTL2X20S - DTL2X20D**  
 2-ER LATERAL ELEMENT - 2 RELAX



inches  
 ↔ 68½  
 ↗ 40½/62¼  
 ↓ 30¾/40½  
 ↻ 34,4 ft

**DTL3X20S - DTL3X20D**  
 3-ER LATERAL ELEMENT - 2 RELAX



inches  
 ↔ 75¼  
 ↗ 40½/62¼  
 ↓ 30¾/40½  
 ↻ 37,7 ft

**DTL3X2MS - DTL3X2MD**  
 3-ER LATERAL ELEMENT MAXI - 2 RELAX