

TOKYO

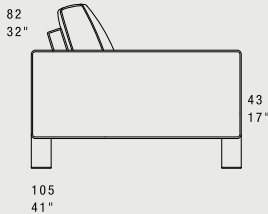
STANDARD FEATURES

- Hard wood frame, seat suspensions in reinforced elastic webbing.
- Seat depth 60 cm - 24".
- Seat height 43 cm - 17".
- Armrest width 26 cm - 10".
- Armrest height 60 cm - 24".
- Seat cushions in polyurethane covered with wadding.
- Back cushions in polyurethane covered with wadding.
- Legs height 15 cm - 6", available in all metallic customizing finishes or wood:
 - wood finish: noce canaletto
- All corner elements S/DP004, S/DT004, S/DP005, S/DT005 and S/D01 include one C0141 throw pillow free of charge.
- Special stitching CUC 503B.

CARATTERISTICHE STANDARD

- *Struttura in legno e multistrato, molleggio seduta con cinghie elastiche.*
- *Profondità seduta 60 cm.*
- *Altezza seduta 43 cm.*
- *Larghezza braccio 26 cm.*
- *Altezza braccio 60 cm.*
- *Cuscini seduta in poliuretano rivestiti in falda.*
- *Cuscini schienale in poliuretano rivestiti in falda.*
- *Piedi altezza 15 cm, disponibili in tutte le finiture metalliche presenti in collezione oppure in legno.*
 - *finitura legno: noce canaletto*
- *Gli elementi con angolo S/DP004, S/DT004, S/DP005, S/DT005 e S/D01 hanno il cuscino volante C0141 compreso nel prezzo.*
- *Cucitura speciale CUC 503B.*

Wood legs finishes / Finiture piedi in legno:



NOTES

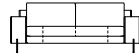
- Dimensions: the first figure shows sizes in centimeters, the second in inches.
- Mixing above groups (Y - J) will create sectionals with different seat widths.
- Corner pieces S/D01, E36, S/DB036, S/DP036, S/DT036, E37, S/DB037, S/DP037 and S/DT037 are odd pieces and can be used with all above groups Y - J.
- Suggested pillows C0140 and C0141.
- Suggested headrest PG024.

NOTE

- *Dimensioni: la prima cifra indica i centimetri, la seconda cifra indica i pollici.*
- *Utilizzando elementi di famiglie diverse (Y - J) si avranno composizioni con sedute di larghezza diverse tra di loro.*
- *Gli elementi S/D01, E36, S/DB036, S/DP036, S/DT036, E37, S/DB037, S/DP037 e S/DT037 possono essere utilizzati indifferentemente con i gruppi Y - J.*
- *Cuscini consigliati C0140 e C0141.*
- *Poggiatesta consigliato PG024.*

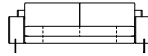
D2M

212 / 83"



D3

232 / 91"



SP055

166 / 65"



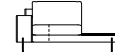
DP055

166 / 65"



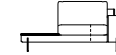
ST055

166 / 65"



DT055

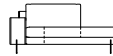
166 / 65"



RIGHT OR LEFT
GLASS / CERAMIC / MARBLE TABLE

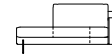
SP056

176 / 69"



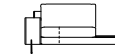
DP056

176 / 69"



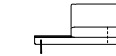
ST056

176 / 69"



DT056


176 / 69"



RIGHT OR LEFT
GLASS / CERAMIC / MARBLE TABLE

SP043

246 / 97"



DP043

246 / 97"



ST043

246 / 97"



DT043

246 / 97"



RIGHT OR LEFT
GLASS / CERAMIC / MARBLE TABLE

SP044

266 / 105"



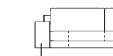
DP044

266 / 105"



ST044

266 / 105"



DT044

266 / 105"



RIGHT OR LEFT
GLASS / CERAMIC / MARBLE TABLE

Y

all items in group Y have the same seat width / tutti gli elementi del gruppo Y hanno lo stesso modulo di seduta

S10

80 / 31"



D10

80 / 31"



E14

160 / 63"



S12

106 / 42"



D12

106 / 42"



S02

186 / 73"



D02

186 / 73"



SP016

140 / 55"



DP016

140 / 55"



ST016

140 / 55"



DT016

140 / 55"



S30

106 / 42"



D30

106 / 42"



RIGHT OR LEFT
GLASS / CERAMIC / MARBLE TABLE

DEPTH 160 / 63"

SP018

220 / 87"



DP018

220 / 87"



ST018

220 / 87"



DT018

220 / 87"



RIGHT OR LEFT
GLASS / CERAMIC / MARBLE TABLE

SP004

256 / 101"



DP004

256 / 101"



ST004

256 / 101"

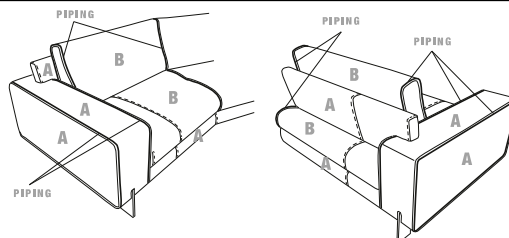


DT004

256 / 101"

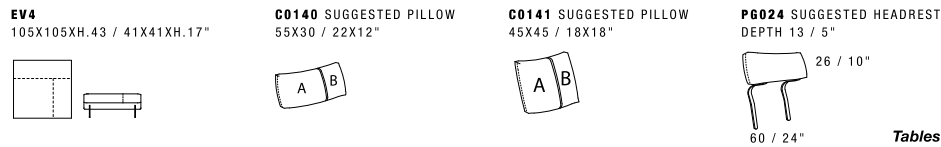
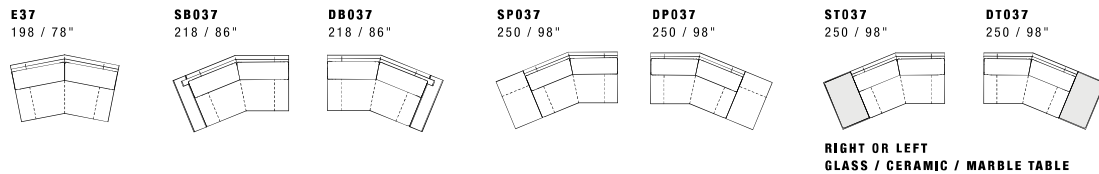
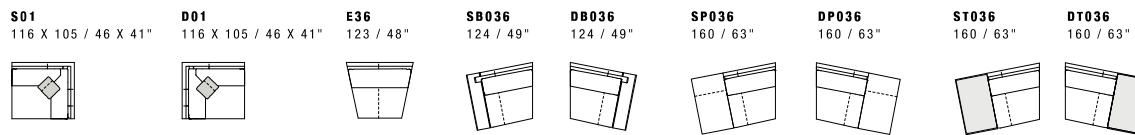
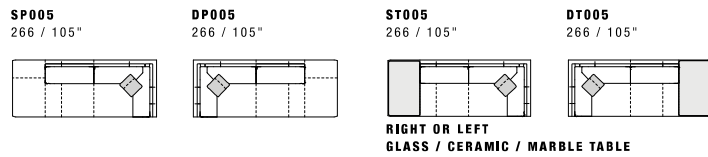
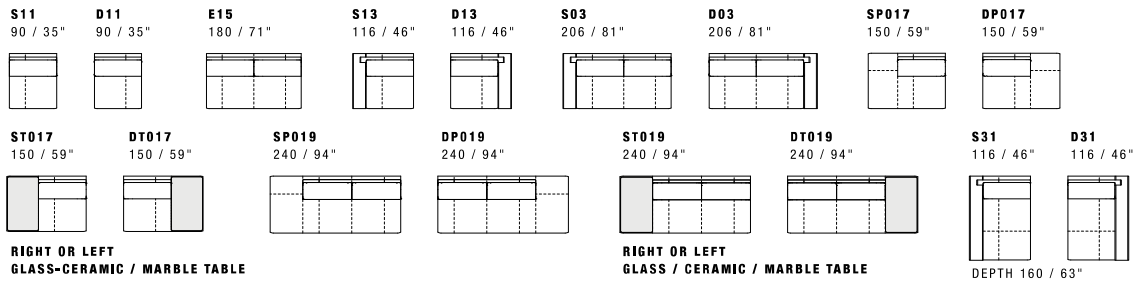


RIGHT OR LEFT
GLASS / CERAMIC / MARBLE TABLE



J

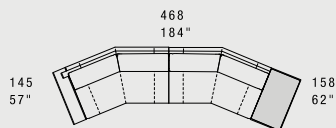
all items in group J have the same seat width / tutti gli elementi del gruppo J hanno lo stesso modulo di seduta



NOTES
Tables with back lacquered glass (black or white), ceramic or marble top.

Tokyo SB037 + DT037

Leather / Pelle: **Club C045**
Stitchings / Cuciture: **CUC 503B**
Thread col. / Filo col.: **762**
Legs finish / Finitura piedi: **Titanium**
Top / Ripiano: **Limestone ceramic**



\$ 19840

PAG. 28 - 30 - 31
Gamma Catalogue