



MODEL: FC-1638

DESIGN: D. SOONLAN

ATLANTA



MODEL: FC-1638

CHAIR • LOVESEAT • 84" SOFA • 96" SOFA • ARMLESS LOVESEAT • ONE ARM LOVESEAT
 ARMLESS W/BUMPER • CORNER W/ ARMLESS BUMPER • CORNER • ONE ARM CHAISE

SPECIFICATIONS

FRAME: Hardwood and plywood covered with polyurethane foam and polyester fiber.

SUSPENSION: Webbing.

CUSHIONS: Seat; Polyurethane foam wrapped with polyester fiber.

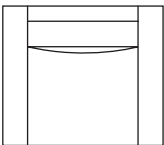
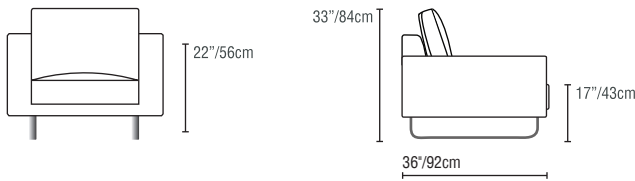
Back; 100% Polyester fiber.

UPHOLSTERY: Fabrics; all edges are serge and top stitched.

LEGS: Polished chrome with plastic glide.

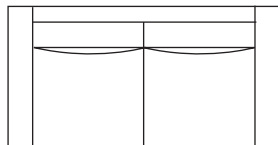
Note: ** Accent pillows are not included. Please see accent pillow pricing. **

LINE DRAWINGS



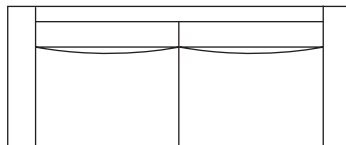
40"/102cm

**FC-1638/01
CHAIR**



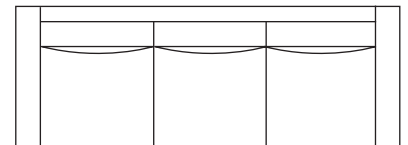
68"/173cm

**FC-1638/02
LOVESEAT**



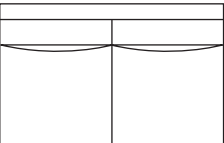
84"/213cm

**FC-1638/03
86" SOFA**



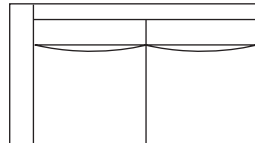
96"/244cm

**FC-1638/03SP
96" SOFA**



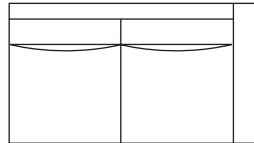
56"/142cm

**FC-1638/12
ARMLESS LOVESEAT**



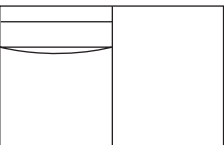
62"/157cm

**FC-1638/22L
LF ONE ARM LOVESEAT**



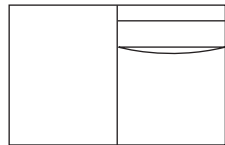
62"/157cm

**FC-1638/22R
RF ONE ARM LOVESEAT**



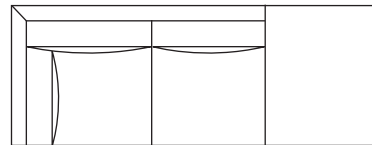
56"/142cm

**FC-1638/41L
LF ARMLESS CHAIR W/BUMPER**



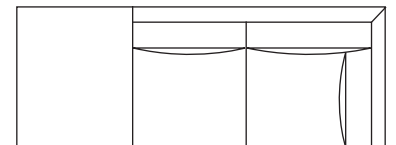
56"/142cm

**FC-1638/41R
RF ARMLESS CHAIR W/BUMPER**



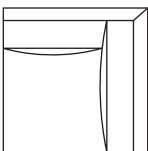
92"/234cm

**FC-1638/68L
LF CORNER W/ARMLESS BUMPER**



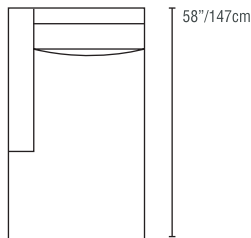
92"/234cm

**FC-1638/68R
RF CORNER W/ARMLESS BUMPER**



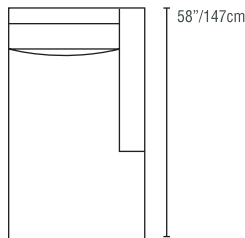
36"/91cm

**FC-1638/60
CORNER**



34"/86cm

**FC-1638/26L
LF ONE ARM CHAISE**



34"/86cm

**FC-1638/26R
RF ONE ARM CHAISE**